



[www.VisionLED-Lights.com](http://www.VisionLED-Lights.com)

LIGHTING YOUR WAY  
TO THE FUTURE







## MISSION STATEMENT

OUR MISSION IS TO BE THE PREFERRED LIGHTING SUPPLIER IN THE INDUSTRY BY OFFERING THE NEWEST AND MOST INNOVATIVE PRODUCTS ON THE MARKET AT A COMPETITIVE PRICE WITH EXCELLENT CUSTOMER SERVICE.

## ABOUT US

WITH OVER 50 YEARS OF PRODUCT AND INDUSTRY EXPERIENCE, WE AT VISION LED TAKE PRIDE IN SUPPLYING QUALITY LIGHTING PRODUCTS TO THE TRUCK, TRAILER, AND MARINE INDUSTRIES. IN THESE COMPETITIVE MARKETS WE HAVE FOUND WAYS TO DISTINGUISH OURSELVES FROM THE COMPETITION BY OFFERING SUPERIOR CUSTOMER SERVICE, HIGH QUALITY PARTS, AND THE MOST INNOVATIVE PRODUCTS. WE ALSO LOOK AT OUR CUSTOMERS AS PARTNERS AND APPRECIATE THE OPPORTUNITY TO DESIGN AND ENGINEER CUSTOMIZED SOLUTIONS TO THEIR LIGHTING NEEDS.

ALL OF OUR PRODUCTS ARE STRICTLY TESTED BY STATE OF THE ART PHOTOMETRIC EQUIPMENT AND SOPHISTICATED PERFORMANCE TESTERS, AND MEET OR EXCEED FMVSS (FEDERAL MOTOR VEHICLE SAFETY STANDARD) 108 REQUIREMENTS. UPON REQUEST WE OFFER OUR CUSTOMERS ADDITIONAL CONFIDENCE BY PROVIDING TEST DATA AND PRODUCT SPECIFICATION SHEETS. FOR THE PAST 50 PLUS YEARS WE HAVE BEEN TOTALLY COMMITTED TO YOUR SATISFACTION AND WILL CONTINUE TO WORK HARD TO EARN YOUR BUSINESS.

# Barcode Scan



#VISIONLEDLIGHTS



# Table of Contents

## Application Specific Wire Harnesses



Learn About ASWH	4
Step by Step Process	5
ASWH Samples	6-7

## LED Lights



Tail Lights	8-19
Turn Signal Lights	20-25
Back Up / Utility Lights	26-32
Strobe Lights	33
Clearance / Marker Lights	34-52
Identification Bar Lights	53-55
License Plate Lights	56-57
Interior Lights	58-60
Porch Lights	61-62
Work Lights	63-66

## Incandescent Lights



Tail Lights	67-69
Turn Signal Lights	70-71
Back Up Lights	72
Clearance / Marker Lights	73-78
Identification Bar Lights	79-80
License Plate Lights	81-83
Interior Lights	84
Porch Lights	85
Work Lights	86

## Mountings, Brackets and Accessories



Reflex Reflectors	88
Conspicuity / D.O.T. Tape	89
Grommets and Brackets	90-91
Connection Accessories	92
Light Bezels	93
Breakaway Kits/Accessories	94
Electric Accessories	95

## Federal Regulations



All Trailer Requirements	96-98
All Truck, Buses, and MVPs Requirements	99-101

[www.VisionLED-Lights.com](http://www.VisionLED-Lights.com)

5070 Lindsay Court, Unit B  
Chino, CA 91710  
909-287-0322



## Learn About Our ASWH (Application Specific Wire Harnesses)

### ***Corrosion Resistant***

All electrical connections are completely covered and molded to protect against the harshest of conditions. All mating plugs use snap function when connecting. This ensures your confidence in knowing your lights and wire harness are protected.

### ***Time / Cost Saving***

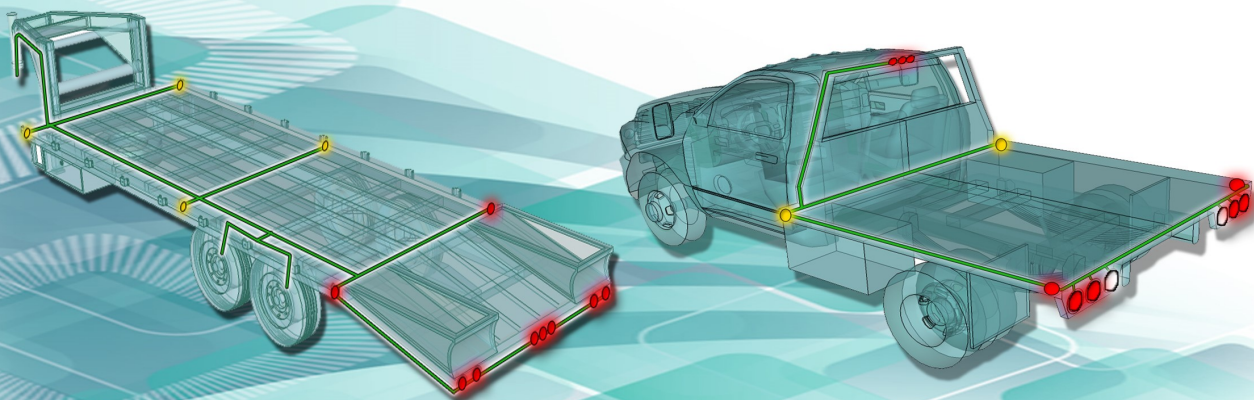
"ASWH" are made specifically for your application. No more cut here and splice there. You simply plug then go. These application specific wire harnesses save money in labor and in potential downtime from shorts. Our manufacturing facility is state of the art and provides the finest quality. Purchase "ASWH" knowing you are getting high quality product at the best prices in the industry.

### ***Combine Vision LED Lights with ASWH and win!***

By combining Vision LED lighting with ASWH you can have the confidence knowing that your connections will always be secure.

### ***Free Sales Engineering***

Vision LED will send out a sales engineering to help lay out the correct harness for your application. Call today for more information.




# THE ASWH PROCESS



1  
Set up an appointment with an ASWH Specialist Engineering by calling 909-287-0322



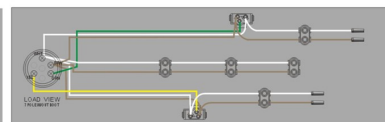
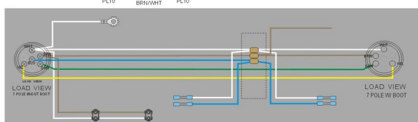
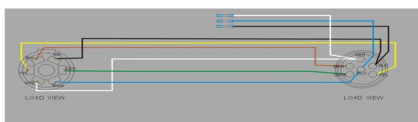
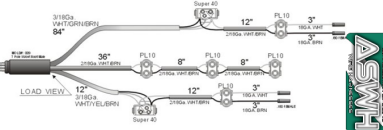
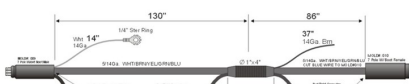
2  
ASWH comes to your plant to help design the most efficient wire harness for your application



4  
After you approve drawings and sends a signed copy of the drawings back to Vision LED, a prototype sample will be provided for you approval



3  
ASWH will provide design drawing for your approval.  
(see below for a sample of ASWH)



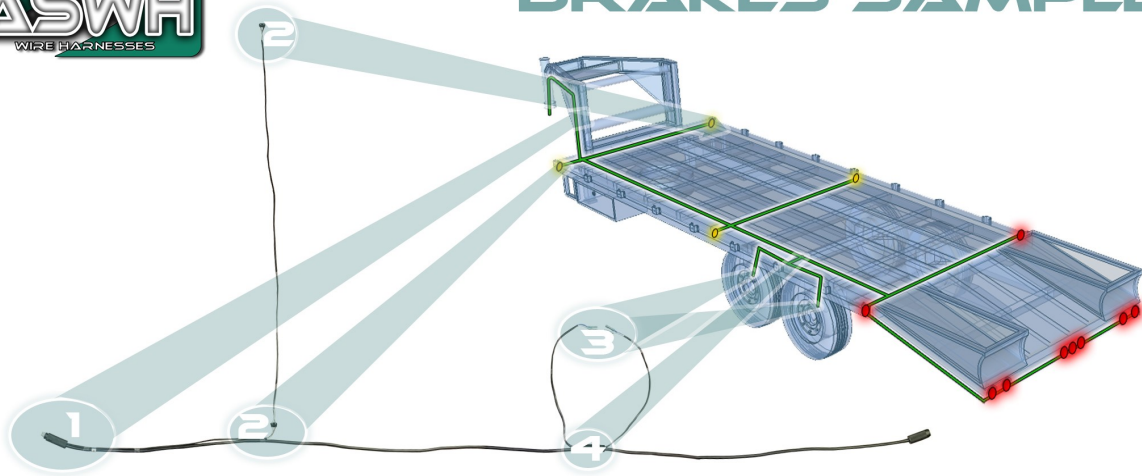


5  
Once you approve the sample wire harness, we are ready to accept our first production order. Once the order is received, production will start.



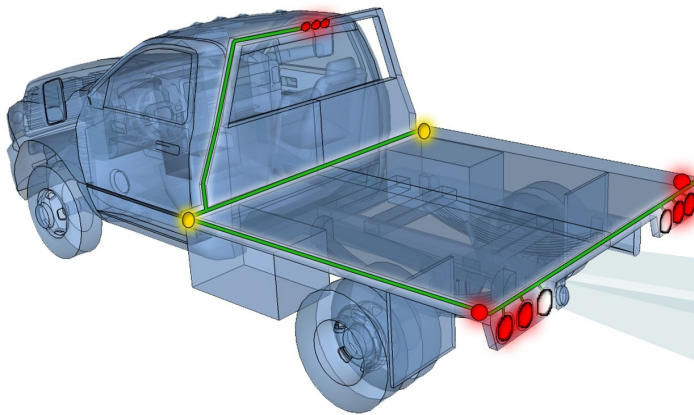


6  
ASWH will be delivered and ready for future orders.

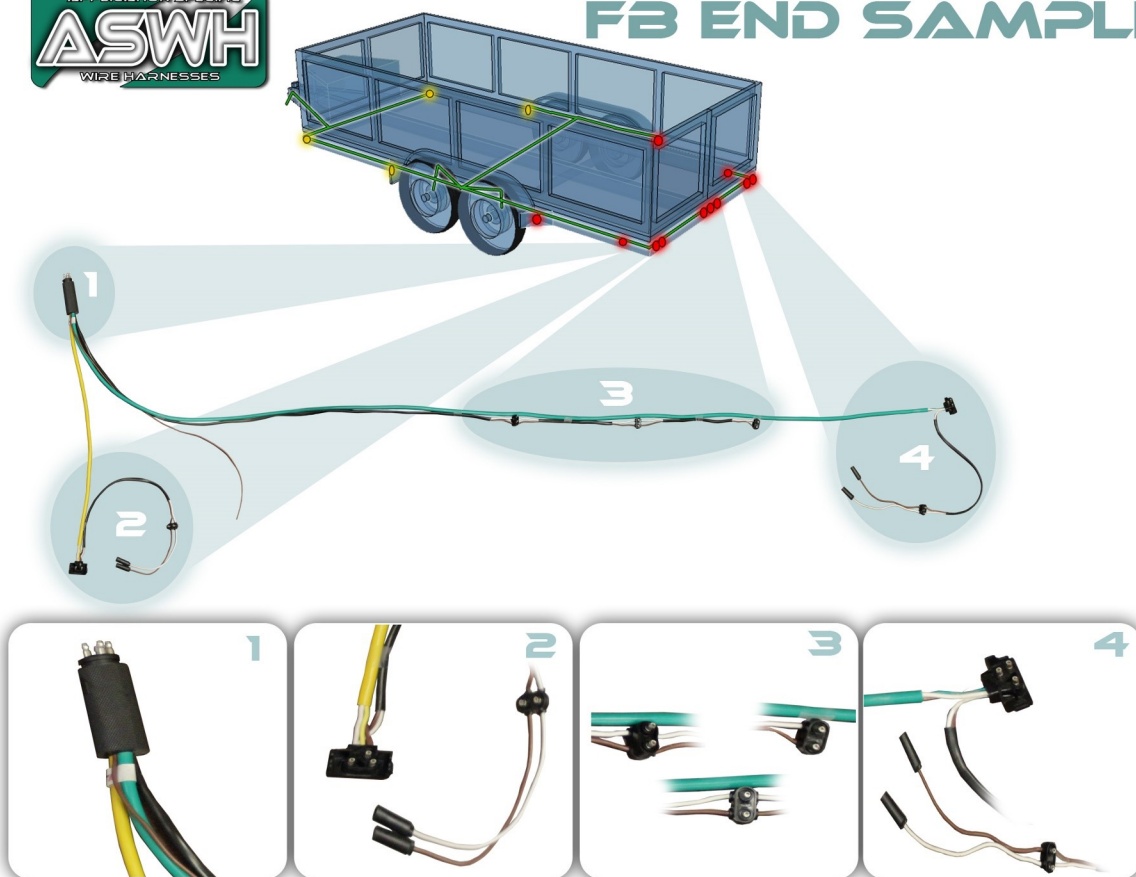
## BRAKES SAMPLE



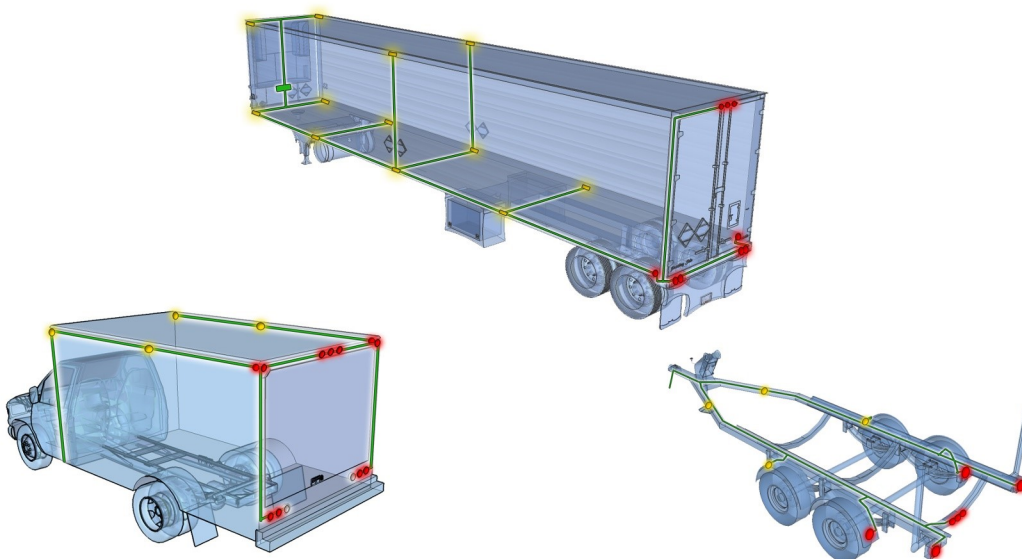
## 7-WAY SPLIT SAMPLE



## FB END SAMPLE



OPTIONS DEPEND  
ON YOUR APPLICATIONS





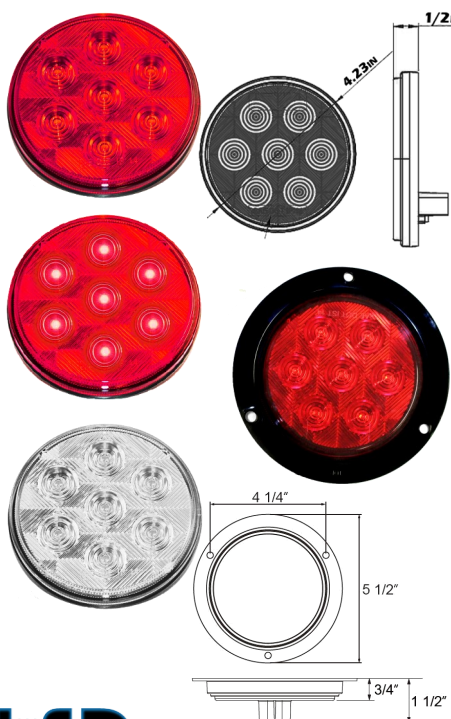
## 4" ROUND BUDGET SERIES SEALED LED STOP, TURN, TAIL LIGHT

7 Surface Mount Diodes (SMD)

Acrylic Lens and base are sonically sealed together

Available in grommet mount

Requires industry standard 3-Prong plug to complete installation



Part Number	Description	Box Qty	Inner Box Qty
TL-42720-R	4" Round LED Stop, Turn, Tail Light	100	50
TL-42720-RK	4" Round LED Stop, Turn, Tail Light Kit, Includes Rubber Mounting Grommet and 3-Prong Plug	50	N/A
TL-42720-CR	4" Round LED Stop, Turn, Tail Light, Clear Lens Red Diodes	100	50
TL-42720-R-FM	4" Round LED Stop, Turn, Tail Light, Flange Mount Style	50	10
TL-43000-GM	4" Round Rubber Mounting Grommet	100	50
WL-70012-3	90 Degree 3-Prong Plug	500	50



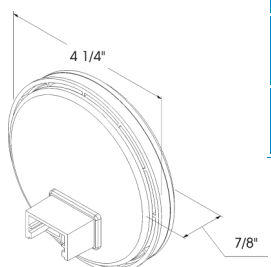
## 4" ROUND SEALED LED STOP, TURN, TAIL LIGHT

7 Surface Mount Diodes (SMD)

Lens and base are sonically sealed together

Available in grommet mount or flange mount

Requires industry standard 3-Prong plug to complete installation



Part Number	Description	Box Qty	Inner Box Qty
TL-42020-R	4" Round LED Stop, Turn, Tail Light	50	10
TL-42020-RK	4" Round LED Stop, Turn, Tail Light Kit, Includes Rubber Mounting Grommet and 3-Prong Plug	50	10
TL-43000-GM	4" Round Rubber Mounting Grommet	100	50
WL-70012-3	90 Degree 3-Prong Plug	500	50



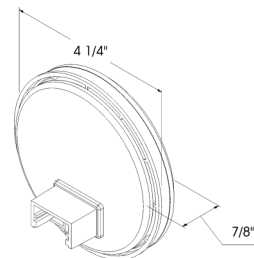
## 4" ROUND SEALED LED STOP, TURN, TAIL LIGHT

10 Super Bright Diodes

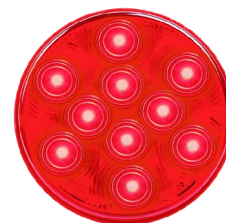
Lens and base are sonically sealed together

Available in grommet mount

Requires industry standard 3-Prong plug to complete installation



Part Number	Description	Box Qty	Inner Box Qty
TL-43020-R	4" Round LED Stop, Turn, Tail Light	120	20
TL-43020-RK	4" Round LED Stop, Turn, Tail Light Kit, Includes Rubber Mounting Grommet and 3-Prong Plug	60	10
TL-43000-GM	4" Round Rubber Mounting Grommet	100	50
WL-70012-3	90 Degree 3-Prong Plug	500	50



## 4" ROUND FLANGE MOUNT SEALED LED STOP, TURN, TAIL LIGHT

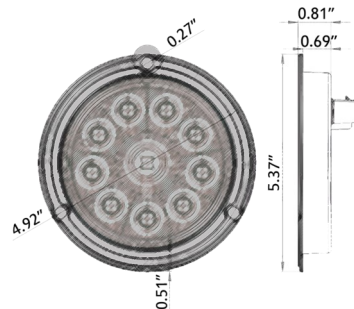
10 Super Bright Diodes

Lens and base are sonically sealed together

Available in flange mount style

Requires industry standard 3-Pin weather tight connector

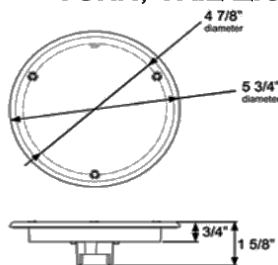
Available with either black or grey flange



Part Number	Description	Box Qty	Inner Box Qty
TL-43022-R-FM	4" Round LED Stop, Turn, Tail Light, with Grey Flange	100	50
TL-43022-R-FMB	4" Round LED Stop, Turn, Tail Light, with Black Flange	100	50
WL-72012-3	3-Pin Weather Tight Connector	500	50



## 4" ROUND FLANGE MOUNT SEALED LED STOP, TURN, TAIL LIGHT WITH INTEGRATED REFLEX REFLECTOR




10 Super Bright Diodes

Epoxy filled base

Includes reflex reflector on mounting flange

Available in flange mount style

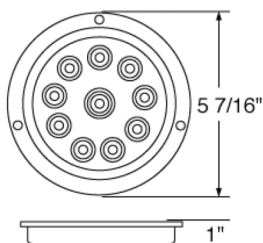
Requires industry standard 3-Prong plug



Part Number	Description	Box Qty	Inner Box Qty
TL-43020-R-XFM	4" Round LED Stop, Turn, Tail Light, with Reflective Mounting Flange	50	10
WL-70012-3	90 Degree 3-Prong Plug	500	50



## 4" ROUND FLANGE MOUNT LED STOP, TURN, TAIL LIGHT WITH INTEGRATED REFLEX REFLECTOR



10 Super Bright Diodes

Lens and base are sonically sealed together

Includes reflex reflector on mounting flange

Available in flange mount style

Requires industry standard 3-Prong plug



Part Number	Description	Box Qty	Inner Box Qty
TL-43220-R	4" Round LED Stop, Turn, Tail Light, with Reflective Mounting Flange	50	10
WL-70012-3	90 Degree 3-Prong Plug	500	50

## 6" OVAL BUDGET SERIES SEALED LED STOP, TURN, TAIL LIGHT

7 Surface Mount Diodes (SMD)

Acrylic lens and base are sonically sealed together

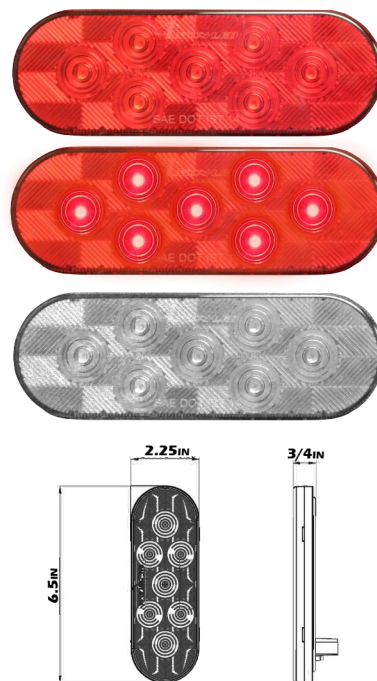
Available in grommet mount

Requires industry standard 3-Prong plug to complete installation

Budget Series

NEW

Part Number	Description	Box Qty	Inner Box Qty
TL-62720-R	6" Oval LED Stop, Turn, Tail Light	100	50
TL-62720-CR	6" Oval LED Stop, Turn, Tail Light, Clear Lens Red Diodes	100	50
TL-62720-RK	6" Oval LED Stop, Turn, Tail Light Kit, Includes Rubber Mounting Grommet and 3-Prong Plug	50	N/A
TL-62000-GM	Rubber Mounting Grommet	50	N/A
TL-63000-GM	Rubber Mounting Grommet	100	50
WL-70012-3	90 Degree 3-Prong Plug	500	50



LED  
Lights

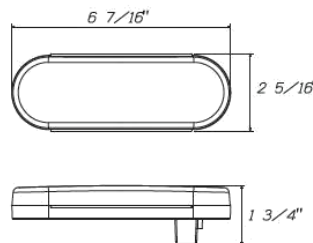
## 6" OVAL SEALED LED STOP, TURN, TAIL LIGHT

6 Surface Mount Diodes (SMD)

Lens and base are sonically sealed together

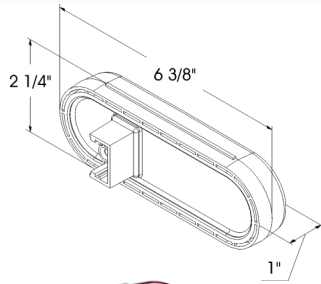
Available in grommet mount

Requires industry standard 3-Prong plug to complete installation



Part Number	Description	Box Qty	Inner Box Qty
TL-62020-R	6" Oval LED Stop, Turn, Tail Light	50	10
TL-62020-CR	6" Oval LED Stop, Turn, Tail Light, Clear Lens Red Diodes	50	10
TL-62020-RK	6" Oval LED Stop, Turn, Tail Light Kit, Includes Rubber Mounting Grommet and 3-Prong Plug	50	10
TL-62000-GM	Rubber Mounting Grommet	50	N/A
TL-63000-GM	Rubber Mounting Grommet	100	50
WL-70012-3	90 Degree 3-Prong Plug	500	50





## 6" OVAL SEALED LED STOP, TURN, TAIL LIGHT

10 Super Bright Diodes

Lens and base are sonically sealed together

Available in grommet mount

Requires industry standard 3-Prong plug to complete installation

Part Number	Description	Box Qty	Inner Box Qty
TL-63020-R	6" Oval LED Stop, Turn, Tail Light	120	20
TL-63020-CR	6" Oval LED Stop, Turn, Tail Light, Clear Lens Red Diodes	120	20
TL-63020-RK	6" Oval LED Stop, Turn, Tail Light Kit, Includes Rubber Mounting Grommet and 3-Prong Plug	60	10
TL-63020-CRK	6" Oval LED Stop, Turn, Tail Light Kit, Clear Lens Red Diodes, Includes Rubber Mounting Grommet and 3-Prong Plug	60	10
TL-62000-GM	Rubber Mounting Grommet	50	N/A
TL-63000-GM	Rubber Mounting Grommet	100	50
WL-70012-3	90 Degree 3-Prong Plug	500	50



## MIRRORED LENS 6" OVAL SEALED LED STOP, TURN, TAIL LIGHT

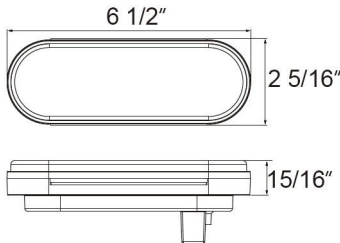
12 Surface Mount Diodes (SMD)

Lens and base are sonically sealed together

Available in grommet mount

Available with 12" wire leads for narrow mounting applications

Requires industry standard 3-Prong plug to complete installation



Part Number	Description	Box Qty	Inner Box Qty
TL-64020-R	6" Oval LED Stop, Turn, Tail Light with 3-Prong Female Connector	50	10
TL-64020-CR	6" Oval LED Stop, Turn, Tail Light, Clear Lens Red Diodes with 3-Prong Female Connector	50	10
TL-64120-RK	6" Oval LED Stop, Turn, Tail Light Kit, Pre Wired with Rubber Mounting Grommet	50	10
TL-64120-CRK	6" Oval LED Stop, Turn, Tail Light Kit, Clear Lens Red Diodes, Pre Wired with Rubber Mounting Grommet	50	10
TL-62000-GM	Rubber Mounting Grommet	50	N/A
TL-63000-GM	Rubber Mounting Grommet	100	50
WL-70012-3	90 Degree 3-Prong Plug	500	50

## 6" OVAL SURFACE MOUNT SEALED LED STOP, TURN, TAIL LIGHT

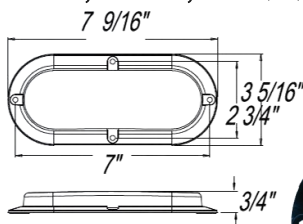
6 Surface Mount Diodes (SMD)

Lens and base are sonically sealed together

Available in surface mount

Decorative chrome trim ring available

Pre-wired for easy installation



Part Number	Description	Box Qty	Inner Box Qty
TL-62320-R	6" Oval LED Stop, Turn, Tail Light	50	10
TL-62320-CR	6" Oval LED Stop, Turn, Tail Light, Clear Lens Red Diodes	50	10
TL-63300-CH	Decorative Chrome Trim Ring	200	20



## 6" OVAL SURFACE MOUNT SEALED LED STOP, TURN, TAIL LIGHT

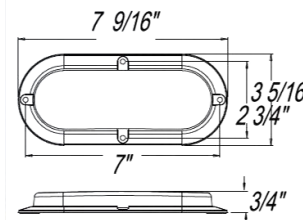
10 Surface Mount Diodes (SMD)

Lens and base are sonically sealed together

Available in surface mount

Decorative chrome trim ring available

Pre-wired for easy installation



Part Number	Description	Box Qty	Inner Box Qty
TL-63320-R	6" Oval LED Stop, Turn, Tail Light	50	10
TL-63320-CR	6" Oval LED Stop, Turn, Tail Light, Clear Lens Red Diodes	50	10
TL-63300-CH	Decorative Chrome Trim Ring	200	20




## 7" ROUND SEALED TRANSIT LED STOP, TURN, TAIL LIGHT

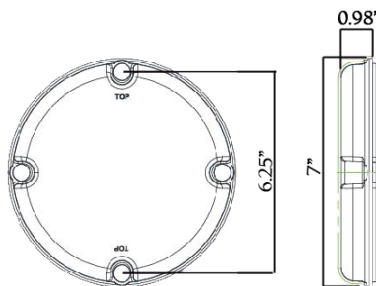
17 Super Bright Diodes

Lens and base are sonically sealed together

Pre-wired for easy installation



Part Number	Description	Box Qty	Inner Box Qty
TL-72020-R	7" Round LED Stop, Turn, Tail Light	40	20



## RECTANGULAR LED STOP, TURN, TAIL LIGHT

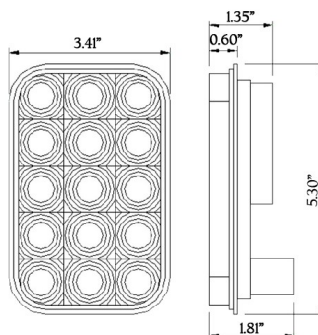
15 Super Bright Diodes

Lens and base are sonically sealed together

Requires 3-prong plug



Part Number	Description	Box Qty	Inner Box Qty
TL-52020-R	Square LED Stop, Turn, Tail light	80	20
TL-52000-GM	Rubber Mounting Grommet	100	50
WL-70012-3	90 Degree 3-Prong Plug	500	50



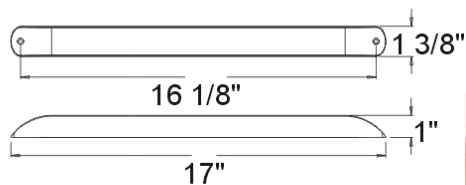
## 17 INCH SEALED LED STOP, TURN, TAIL LIGHT

11 Super Bright Diodes

Lens and base are sonically sealed together

Mounts on 16.07" centers

Pre-wired for easy installation



Part Number	Description	Box Qty	Inner Box Qty
TL-44120-R	17" LED Stop, Turn, Tail Light	50	N/A
TL-44120-CR	17" LED Stop, Turn, Tail Light, Clear Lens Red Diodes	50	N/A



## 13 INCH SEALED LED STOP, TURN, TAIL LIGHT

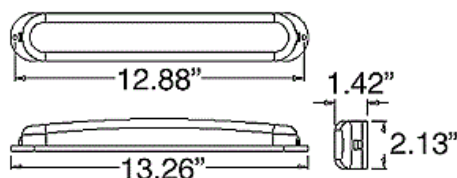
Removable snap on red lens

Clear lens sonically welded to base

Legal for use on vehicles over 80" wide

Mounts on 12-7/8" centers

Pre-wired for easy installation



Part Number	Description	Box Qty	Inner Box Qty
TL-13020-R	LED Tail Light with Removable Red Lens	50	10





## 16 INCH SEALED LED STOP, TURN, TAIL LIGHT


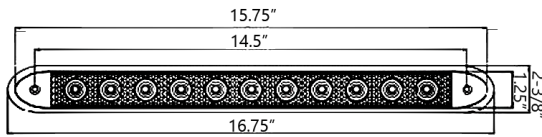
11 Super Bright Diodes

Lens and base are sonically sealed together

Decorative chrome trim ring available

Mounts on 14.50" centers

Pre-wired for easy installation



Retail Pack

Part Number	Description	Box Qty	Inner Box Qty
TL-16020-R	16" LED Stop, Turn, Tail Light	50	N/A
TL-16020-CR	16" LED Stop, Turn, Tail Light, Clear Lens Red Diodes	50	N/A
TL-16000-CH	Surface Mount Style Chrome Trim Ring	50	N/A
TL-16001-CH	Recess Mount Style Chrome Trim Ring	50	N/A
PTL-16020-RK	Retail Pack, 16" LED Stop, Turn, Tail Light, with Surface Mount Style Chrome Trim Ring	50	1
PTL-16020-CRK	Retail Pack, 16" LED Stop, Turn, Tail Light, Clear Lens with Red Diodes, with Surface Mount Style Chrome Trim Ring	50	1



## 15 INCH SEALED LED STOP, TURN, TAIL LIGHT


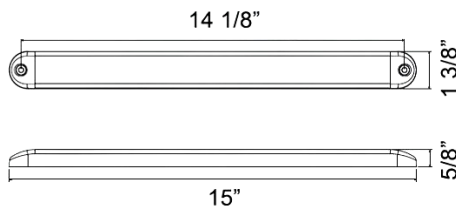
11 Surface Mount Diodes (SMD)

Epoxy filled base

Mounts on 14.125" centers

Pre-wired for easy installation

Decorative chrome trim ring available



Part Number	Description	Box Qty	Inner Box Qty
TL-45120-R	15" LED Stop, Turn, Tail Light	50	10
TL-45120-CR	15" LED Stop, Turn, Tail Light, Clear Lens Red Diodes	50	10
TL-45000-CH	Surface Mount Style Chrome Trim Ring	50	10

## UNDER 80" BUDGET SERIES LED COMBINATION STOP, TURN, TAIL LIGHT

Surface Mount Diodes (SMD)

For use on applications less than 80" in width

Includes side marker light with reflector and license plate illuminator (Street Side)

Mounts on 2.00" centers

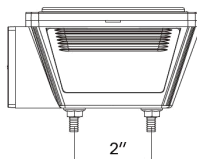
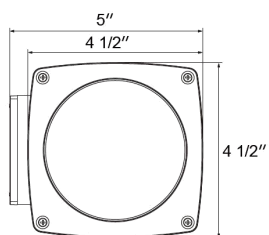
Grounds through mounting studs

Includes both side and rear reflex reflectors

**NEW**

**BUDGET** Series

Part Number	Description	Box Qty	Inner Box Qty
TL-44320-RH	LED Tail Light, Curb Side	50	10
TL-44320-LH	LED Tail Light, Street Side with License Plate Illuminator	50	10



LED  
Lights

## UNDER 80" LED COMBINATION STOP, TURN, TAIL LIGHT

Surface Mount Diodes (SMD)

For use on applications less than 80" in width

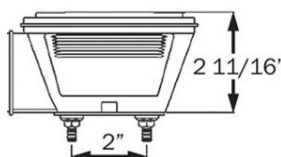
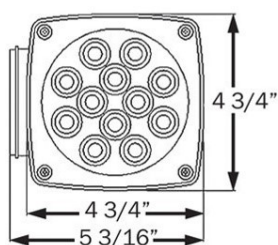
Includes side marker light with reflector and license plate illuminator (Street Side)

Mounts on 2.00" centers

Grounds through mounting studs

Includes both side and rear reflex reflectors

Part Number	Description	Box Qty	Inner Box Qty
TL-44020-RH	LED Tail Light, Curb Side	50	10
TL-44020-LH	LED Tail Light, Street Side with License Plate Illuminator	50	10



## ROUND LED COMBINATION STOP, TURN, TAIL LIGHT



9 Super Bright Diodes

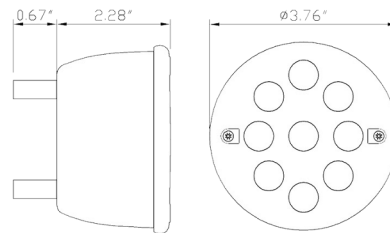
4 White super bright diodes for license light (Street Side)

High impact acrylic lens

Grounds through mounting studs



Part Number	Description	Box Qty	Inner Box Qty
TL-32020-RH	LED Tail Light, Curb Side	60	30
TL-32020-LH	LED Tail Light, Street Side with License Plate Illuminator	60	30



## SQUARE LED COMBINATION STOP, TURN, TAIL, AND BACK UP LIGHT



15 Super Bright Diodes

22 White super bright diodes for back up light

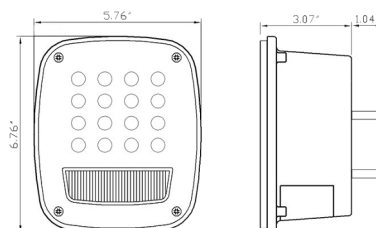
4 White super bright diodes for license light

Acrylic lens

Polycarbonate housing



Part Number	Description	Box Qty	Inner Box Qty
TL-93020-RH	LED Tail Light, Curb Side	10	2
TL-93020-LH	LED Tail Light, Street Side with License Plate Illuminator	10	2



## OVER 80" LED COMBINATION STOP, TURN, TAIL LIGHT

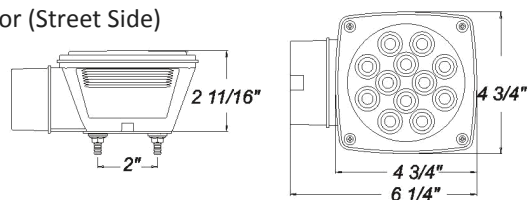
For use on applications greater than 80" in width

Includes side marker light with reflector and license plate illuminator (Street Side)

Mounts on 2.00" centers

Grounds through mounting studs

Includes both side and rear reflex reflectors



Part Number	Description	Box Qty	Inner Box Qty
TL-44520-RH	LED Tail Light, Curb Side	50	10
TL-44520-LH	LED Tail Light, Street Side with License Plate Illuminator	50	10



## LED OVER 80" SUBMERSIBLE COMBINATION STOP, TURN, TAIL LIGHT

Super Bright Diodes

Combination stop, turn, tail light

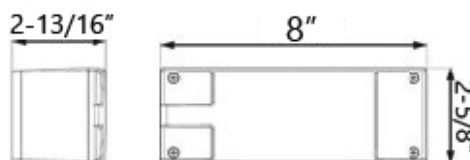
Includes high impact housing with acrylic lens

Includes both side and rear reflex reflectors


Includes mounting hardware

Mounts on 2.00" centers

Includes side marker light and license plate illuminator (Street Side)



Part Number	Description	Box Qty	Inner Box Qty
TL-68020-RH	Tail Light, Curb Side	48	12
TL-68020-LH	Tail Light, Street Side with License Plate Illuminator	48	12



## 4" ROUND LED BUDGET SERIES SEALED PARKING AND TURN SIGNAL LIGHT



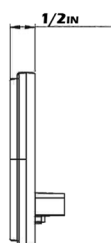
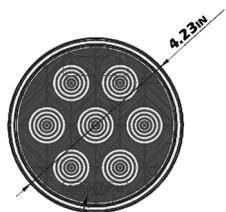
7 Surface Mount Diodes (SMD)

Acrylic lens sonically welded to housing

Uses industry standard 3-prong plug

Grease filled terminals to prevent corrosion

Requires mounting grommet and plug to complete installation



Part Number	Description	Box Qty	Inner Box Qty
TS-42720-A	4" Round LED Light Only, Amber	100	50
TS-42720-CA	4" Round LED Light Only, Clear Lens Amber Diodes	100	50
TL-43000-GM	4" Round Rubber Mounting Grommet	100	50
WL-70012-3	90 Degree 3-Prong Plug	500	50



## 4" ROUND LED SEALED PARKING AND TURN SIGNAL LIGHT

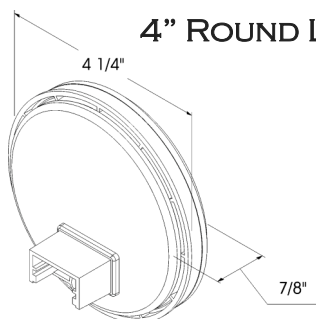
10 Super bright Diodes

Polycarbonate lens sonically welded to housing

Uses industry standard 3-prong plug

Grease filled terminals to prevent corrosion


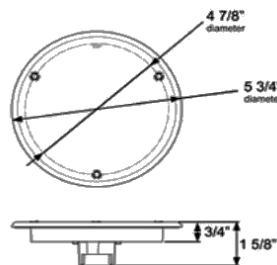
Requires mounting grommet and plug to complete installation



Part Number	Description	Box Qty	Inner Box Qty
TS-43020-A	4" Round LED Light Only, Amber	120	20
TS-43020-CA	4" Round LED Light Only, Clear Lens Amber Diodes	120	20
TL-43000-GM	4" Round Rubber Mounting Grommet	100	50
WL-70012-3	90 Degree 3-Prong Plug	500	50

## 4" ROUND FLANGE MOUNT SEALED PARKING AND TURN SIGNAL LIGHT WITH REFLEX REFLECTOR

- 10 Surface Mount Diodes (SMD)
- Epoxy filled base
- Includes reflex reflector on mounting flange
- Available in flange mount style
- Requires industry standard 3-Prong plug to complete installation



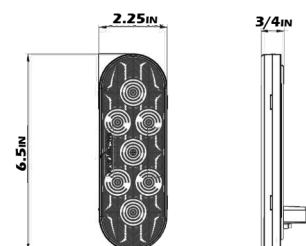


Part Number	Description	Box Qty	Inner Box Qty
TS-43020-A-XFM	4" Round LED Light, with Reflective Mounting Flange	50	10
WL-70012-3	90 Degree 3-Prong Plug	500	50

## 6" OVAL BUDGET SERIES SEALED LED PARKING AND TURN SIGNAL LIGHT

- 7 Surface Mount Diodes (SMD)
- Acrylic lens and base are sonically sealed together
- Available in grommet mount
- Requires industry standard 3-Prong plug to complete installation



Part Number	Description	Box Qty	Inner Box Qty
TS-62720-A	6" Oval LED Parking and Turn Signal Light, Amber	100	50
TS-62720-CA	6" Oval LED Parking and Turn Signal Light, Clear Lens Amber LED's	100	50
TL-62000-GM	Rubber Mounting Grommet	50	N/A
TL-63000-GM	Rubber Mounting Grommet	100	50
WL-70012-3	90 Degree 3-Prong Plug	500	50



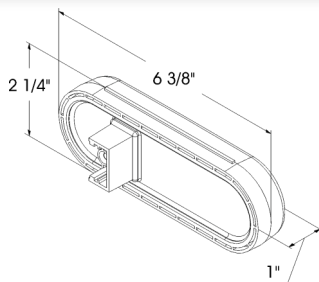
## 6" OVAL SEALED LED PARKING AND TURN SIGNAL LIGHT

10 Super Bright Diodes

Lens and base are sonically sealed together

Available in grommet mount

Requires industry standard 3-Prong plug to complete installation



Part Number	Description	Box Qty	Inner Box Qty
TS-63020-A	6" Oval LED Parking and Turn Signal Light, Amber	120	20
TS-63020-CA	6" Oval LED Parking and Turn Signal Light, Clear Lens Amber LED's	120	20
TL-62000-GM	Rubber Mounting Grommet	50	N/A
TL-63000-GM	Rubber Mounting Grommet	100	50
WL-70012-3	90 Degree 3-Prong Plug	500	50



## 6" OVAL SURFACE MOUNT SEALED LED PARKING AND TURN SIGNAL LIGHT

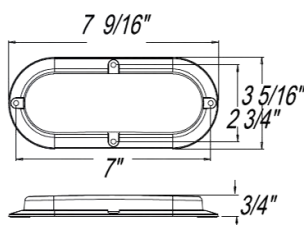
10 Surface Mount Diodes (SMD)

Lens and base are sonically sealed together

Available in surface mount

Decorative chrome trim ring available

Pre-wired for easy installation



Part Number	Description	Box Qty	Inner Box Qty
TS-63320-A	6" Oval LED Parking and Turn Signal Light, Amber	50	10
TS-63320-CA	6" Oval LED Parking and Turn Signal Light, Clear Lens Amber LED's	50	10
TL-63300-CH	Decorative Chrome Trim Ring	200	25

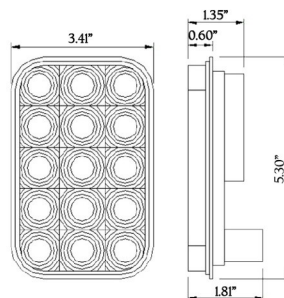
## RECTANGULAR LED TURN SIGNAL LIGHT

15 Super Bright Diodes

Lens and base are sonically sealed together

Requires 3-prong plug

Part Number	Description	Box Qty	Inner Box Qty
TS-52020-A	Square LED Turn Signal Tail light	80	20
TL-52000-GM	Rubber Mounting Grommet	100	50
WL-70012-3	90 Degree 3-Prong Plug	500	50





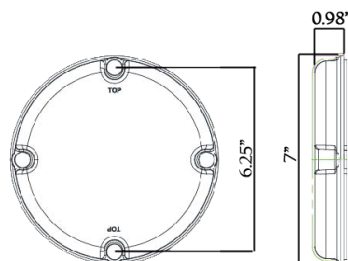
## 7" ROUND SEALED TRANSIT LED TURN SIGNAL LIGHT

17 Super Bright Diodes

Lens and base are sonically sealed together

Pre-wired for easy installation

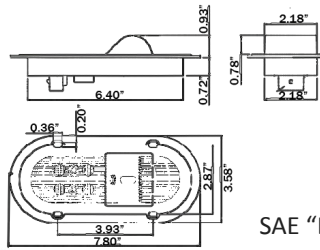
Part Number	Description	Box Qty	Inner Box Qty
TS-72020-A	7" Round LED Turn Signal Light, Amber	40	20



## 6" OVAL LED "E" RATED MID-SHIP TURN SIGNAL AND MARKER LIGHT



SAE "E"  
COMPLIANT



9 Super Bright Diodes

Lens and base epoxy sealed

Uses industry standard 3-pin weather tight connector

Grease filled terminals to prevent corrosion

Available in grommet mount or flange mount

SAE "E" Compliant for legal use in CA for vehicles 30 feet and longer



Part Number	Description	Box Qty	Inner Box Qty
TS-64021-A	6" Oval LED Mid Ship Turn Signal Light, Amber	50	N/A
TS-64021-AK	6" Oval LED Mid Ship Turn Signal Light Kit, Includes Rubber Mounting Grommet and 3 Pin Weather Tight Connector, Amber	50	N/A
TS-64021-A-FM	6" Oval LED Mid Ship Turn Signal Light, Flange Mount Style, Amber	50	N/A
TL-62000-GM	Rubber Mounting Grommet	50	N/A
TL-63000-GM	Rubber Mounting Grommet	100	50
WL-72012-3	3 Pin Weather Tight Connector	500	50



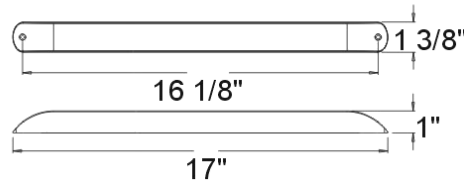
## 17 INCH SEALED LED PARKING AND TURN SIGNAL LIGHT

11 Super Bright Diodes

Lens and base are sonically sealed together

Mounts on 16.07" centers

Pre-wired for easy installation



Part Number	Description	Box Qty	Inner Box Qty
TS-44120-A	17" LED Parking and Turn Signal Light, Amber	50	N/A
TS-44120-CA	17" LED Parking and Turn Signal Light, Clear Lens Amber LED's	50	N/A

## 16 INCH SEALED LED STOP, TURN, TAIL LIGHT

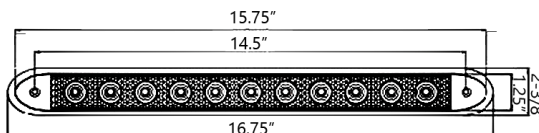
11 Super Bright Diodes

Lens and base are sonically sealed together


Decorative chrome trim ring available

Mounts on 14.50" centers

Pre-wired for easy installation



Part Number	Description	Box Qty	Inner Box Qty
TS-16020-A	16" LED Parking and Turn Signal Light	50	N/A
TS-16020-CA	16" LED Parking and Turn Signal Light, Clear Lens Amber Diodes	50	N/A
TL-16000-CH	Surface Mount Style Chrome Trim Ring	50	N/A
TL-16001-CH	Recess Mount Style Chrome Trim Ring	50	N/A
PTL-16020-AK	Retail Pack, 16" LED Stop, Turn, Tail Light, with Surface Mount Style Chrome Trim Ring	50	1
PTL-16020-CAK	Retail Pack, 16" LED Stop, Turn, Tail Light, Clear Lens with Amber Diodes, with Surface Mount Style Chrome Trim Ring	50	1



## 7" ROUND SEALED TRANSIT LED BACK UP LIGHT

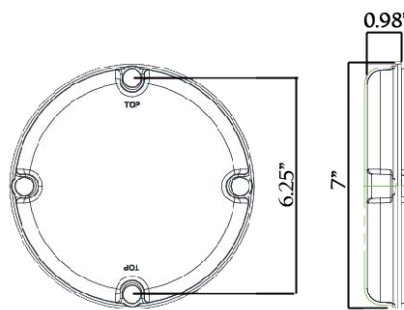
17 Super Bright Diodes

Lens and base are sonically sealed together

Pre-wired for easy installation



Part Number	Description	Box Qty	Inner Box Qty
RL-72020-C	7" Round LED Back Up Light	40	20



## SQUARE LED BACK UP LIGHT

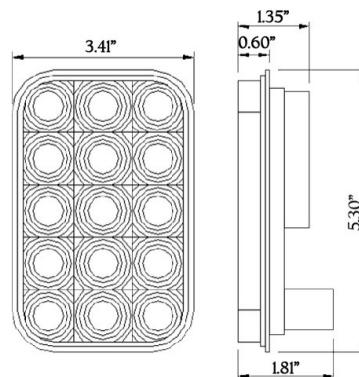
15 Super Bright Diodes

Lens and base are sonically sealed together

Requires 3-prong plug



Part Number	Description	Box Qty	Inner Box Qty
RL-52020-C	Square LED Back Up light	80	20
TL-52000-GM	Rubber Mounting Grommet	100	50
WL-70012-2	90 Degree 2-Prong Plug	500	50



## 4" ROUND LED BUDGET SERIES SEALED BACK UP LIGHT

20 Surface Mount Diodes (SMD)

Acrylic lens sonically welded to housing

Uses industry standard 3-prong plug

Grease filled terminals to prevent corrosion

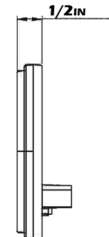
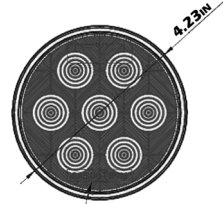
Requires mounting grommet and plug to complete installation

Available as individual unit or kit

BUDGET  
Series

NEW

Part Number	Description	Box Qty	Inner Box Qty
RL-42720-C	4" Round LED Light Only	120	20
TL-43000-GM	4" Round Rubber Mounting Grommet	100	50
WL-70012-2	90 Degree 2-Prong Plug	500	50



LED  
Lights

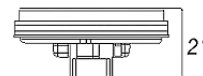
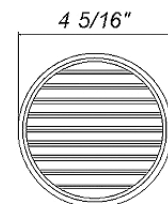
## 4" ROUND SEALED LED DOT APPROVED BACK UP LIGHT

20 Super Bright Diodes

Meets DOT FMVSS 108 requirements when installed as a pair

Lens and base are sonically sealed together

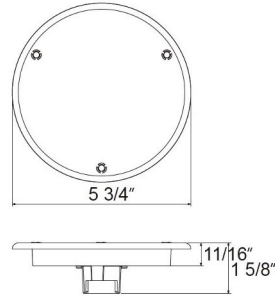
Requires industry standard 2-prong plug to complete installation



Part Number	Description	Box Qty	Inner Box Qty
RL-45020-C	4" Round LED Back Up Light Only	50	10
RL-45020-CK	4" Round LED Back Up Light Kit, Includes Rubber Mounting Grommet and 2-Prong Plug	50	10
TL-43000-GM	4" Round Rubber Mounting Grommet	100	50
WL-70012-2	90 Degree 2-Prong Plug	500	50



## 4" ROUND FLANGE MOUNT SEALED LED DOT APPROVED BACK UP LIGHT WITH REFLEX REFLECTOR



10 Surface Mount Diodes (SMD)

Epoxy filled base

Meets DOT FMVSS 108 requirements when installed as a pair

Includes reflex reflector on mounting flange

Available in flange mount style

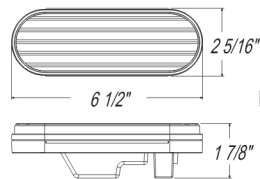
Requires industry standard 2-Prong plug



Part Number	Description	Box Qty	Inner Box Qty
RL-43020-C-XFM	4" Round LED Back Up Light, with Reflective Mounting Flange	50	10
WL-70012-2	90 Degree 2-Prong Plug	500	50



## 6" OVAL SEALED LED DOT APPROVED BACK UP LIGHT



20 super bright Diodes

Meets DOT FMVSS 108 requirements when installed as a pair

Lens and base are sonically sealed together

Requires industry standard 2-prong plug to complete installation



Part Number	Description	Box Qty	Inner Box Qty
RL-65020-C	6" Oval LED Back Up Light Only	50	NA
RL-65020-CK	6" Oval LED Back Up Light Kit, Includes Rubber Mounting Grommet and 2-Prong Plug	50	NA
TL-62000-GM	Rubber Mounting Grommet	50	N/A
TL-63000-GM	Rubber Mounting Grommet	100	50
WL-70012-2	90 Degree 2-Prong Plug	500	50

## 6" OVAL SEALED LED DOT APPROVED BACK UP LIGHT

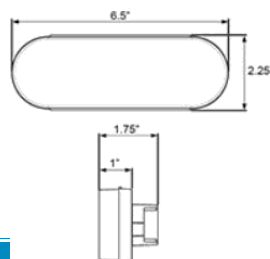
6 Surface Mount Diodes (SMD)

Meets DOT FMVSS 108 requirements when installed as a pair

Lens and base are sonically sealed together

Available in grommet mount

Requires industry standard 2-prong plug to complete installation



Part Number	Description	Box Qty	Inner Box Qty
RL-62020-C	6" Oval LED Back Up Light Only	50	10
TL-62000-GM	Rubber Mounting Grommet	50	N/A
TL-63000-GM	Rubber Mounting Grommet	100	50
WL-70012-2	90 Degree 2-Prong Plug	500	50



## 6" OVAL SURFACE MOUNT SEALED LED DOT APPROVED BACK UP LIGHT

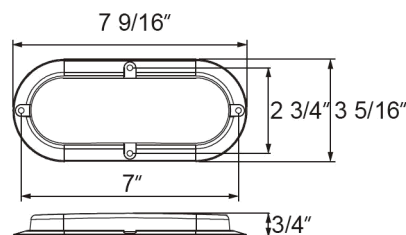
6 Surface Mount Diodes (SMD)

Meets DOT FMVSS 108 requirements when installed as a pair

Lens and base are sonically sealed together

Available for surface mount applications

Prewired for easy installation



Part Number	Description	Box Qty	Inner Box Qty
RL-62320-C	6" Oval LED Back Up Light Only, Flange Mount	50	10
TL-63300-CH	Decorative Chrome Trim Ring	200	25

## 6" OVAL BUDGET SERIES SEALED LED DOT APPROVED BACK UP LIGHT

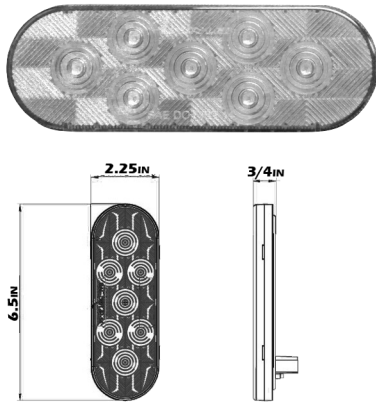


20 Surface Mount Diodes (SMD)

Lens and base are sonically sealed together

Available in grommet mount

Requires industry standard 2-prong plug to complete installation



Part Number	Description	Box Qty	Inner Box Qty
RL-62720-C	6" Oval LED Light only	100	50
TL-62000-GM	Rubber Mounting Grommet	50	N/A
TL-63000-GM	Rubber Mounting Grommet	100	50
WL-70012-2	90 Degree 2-Prong Plug	500	50



## 4" ROUND LED UTILITY LIGHT

10 Surface Mount Diodes (SMD)

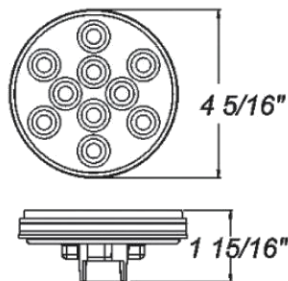
Polycarbonate lens sonically welded to housing

Uses industry standard 2-prong plug

Grease filled terminals to prevent corrosion

Requires mounting grommet and plug to complete installation

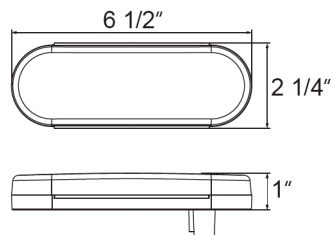
Available as individual unit or kit



Part Number	Description	Box Qty	Inner Box Qty
RL-43020-C	4" Round LED Utility Light	50	10
RL-43020-CK	4" Round LED Utility Light Kit, Includes Rubber Mounting Grommet and 2-Prong Plug	60	10
TL-43000-GM	4" Round Rubber Mounting Grommet	100	50
WL-70012-2	90 Degree 2-Prong Plug	500	50

## 6" OVAL LED UTILITY LIGHT

10 Super bright Diodes  
 Polycarbonate lens sonically welded to housing  
 Uses industry standard 2-prong plug  
 Grease filled terminals to prevent corrosion  
 Requires mounting grommet and plug to complete installation  
 Available as individual unit or kit

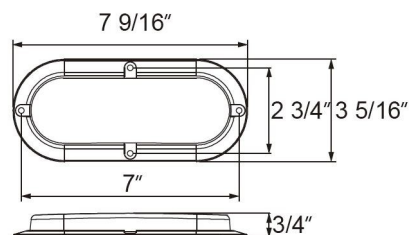


Part Number	Description	Box Qty	Inner Box Qty
RL-63020-C	6" Oval LED Utility Light	50	10
RL-63020-CK	6" Oval LED Utility Light Kit, Includes Rubber Mounting Grommet and 2 Prong Plug	50	10
TL-62000-GM	6" Oval Rubber Mounting Grommet	50	N/A
TL-63000-GM	6" Oval Rubber Mounting Grommet	100	50
WL-70012-2	90 Degree 2-Prong Plug	500	50



## 6" OVAL SURFACE MOUNT SEALED LED UTILITY LIGHT

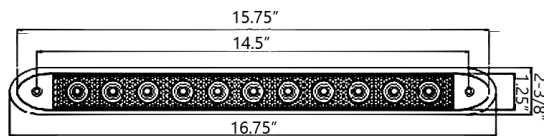

10 Surface Mount Diodes (SMD)  
 Lens and base are sonically sealed together  
 Available for surface mount applications  
 Decorative chrome trim ring available  
 Prewired for easy installation



Part Number	Description	Box Qty	Inner Box Qty
RL-63320-C	6" Oval LED Back Up Light Only, Flange Mount	50	10
TL-63300-CH	Decorative Chrome Trim Ring	200	25



## 16 INCH SEALED LED UTILITY LIGHT



11 Super Bright Diodes

Lens and base are sonically sealed together

Decorative chrome trim ring available

Mounts on 14.50" centers

Pre-wired for easy installation

Available in retail packaging

Part Number	Description	Box Qty	Inner Box Qty
RL-16020-C	16" LED Utility Light	50	N/A
TL-16000-CH	Surface Mount Style Chrome Trim Ring	50	N/A
TL-16001-CH	Recess Mount Style Chrome Trim Ring	50	N/A
PRL-16020-CK	Retail Pack, 16" LED Utility Light, with Surface Mount Style Chrome Trim Ring	50	1



## 6" OVAL LED STROBE LIGHT

24 Super Bright Diodes

For dual and quad lighting systems

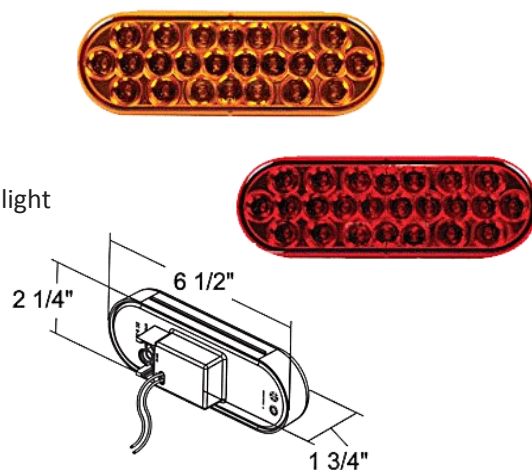
PC lens and base are sonically welded to protect against moisture

Operating range 9 – 36 volt

Lights designed to flash as alternating strobe or synchronous strobe light

No external flasher or strobe controller required

Part Number	Description	Box Qty	Inner Box Qty
SL-64020-A	LED Strobe Light Amber	60	10
SL-64020-R	LED Strobe Light Red	60	10



## 4" ROUND LED STROBE LIGHT

24 Super Bright Diodes

For dual and quad lighting systems

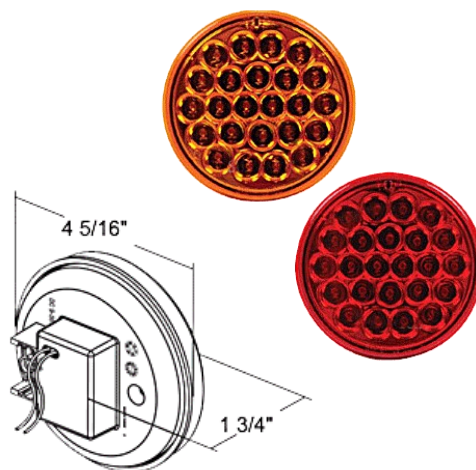
PC lens and base are sonically welded to protect against moisture

Operating range 9 – 36 volt

Lights designed to flash as alternating strobe or synchronous strobe light

No external flasher or strobe controller required

Part Number	Description	Box Qty	Inner Box Qty
SL-45020-A	LED Strobe Light Amber	60	10
SL-45020-R	LED Strobe Light Red	60	10



## LED STROBE LIGHT

3 LED (3 watt diodes) strobing light

Meets SAE J845, Class 2 Specifications

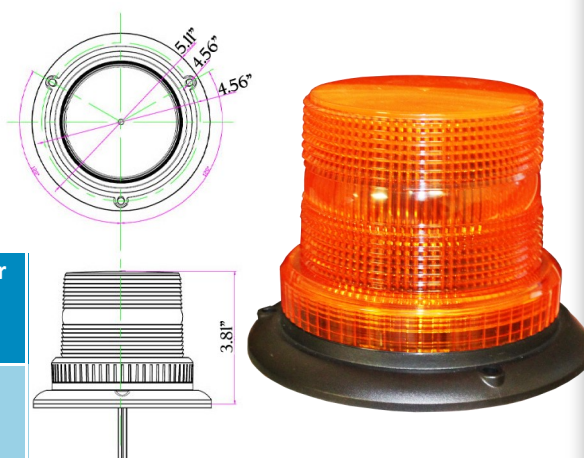
High impact lens and base

9 – 80 volt operating range

8" wire leads

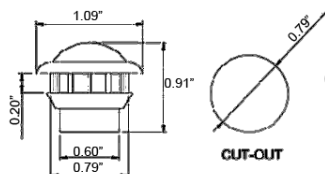
Standard 3 hole mounting

Part Number	Description	Box Qty	Inner Box Qty
SL-14020-A	LED Strobe Light, Class 2	30	N/A



### 3/4" LED BULLET CLEARANCE/MARKER LIGHT, 3 DIODE

**P2/PC RATED**



Compact in size, strong in light output

3 Diode version that meets P2/PC rating

Prewired for easy installation

Includes rubber mounting grommet

Available with .180 male bullet connectors

Optional decorative stainless steel trim ring available

Auxiliary versions available with white or blue LED's

Mounts in 0.75" hole



All these lights are available in Retail Pack. Contact us for more information.



Part Number		Description	Box Qty	Inner Box Qty
CL-11020-A	●	3 Diode P2/PC Light with 8" Stripped Wire Leads, Amber	400	100
CL-11020-R	●	3 Diode P2/PC Light with 8" Stripped Wire Leads, Red	400	100
CL-11020-CA	●	3 Diode P2/PC Light with 8" Stripped Wire Leads, Clear Lens, Amber LED's	400	100
CL-11020-CR	●	3 Diode P2/PC Light with 8" Stripped Wire Leads, Clear Lens, Red LED's	400	100
CL-11020-C	●	3 Diode Auxiliary Light with 8" Stripped Wire Leads, Clear Lens, White LED's	400	100
CL-11820-A	●	3 Diode P2/PC Light with 18" Stripped Wire Leads, Amber	400	100
CL-11820-R	●	3 Diode P2/PC Light with 18" Stripped Wire Leads, Red	400	100
CL-11120-A	●	3 Diode P2/PC Light with 8" Wire Leads and .180 Male Bullet Connectors, Amber with Sealed Grommet	400	100
CL-11120-R	●	3 Diode P2/PC Light with 8" Wire Leads and .180 Male Bullet Connectors, Red with Sealed Grommet	400	100
CL-11120-CA	●	3 Diode P2/PC Light with 8" Wire Leads and .180 Male Bullet Connectors, Clear Lens, Amber LED's with Sealed Grommet	400	100
CL-11120-CR	●	3 Diode P2/PC Light with 8" Wire Leads and .180 Male Bullet Connectors, Clear Lens, Red LED's with Sealed Grommet	400	100
CL-11000-GM		Replacement Rubber Grommet	100	N/A
CL-11000-CH		Decorative Stainless Steel Trim Ring	100	N/A

### 3/4" LED BULLET CLEARANCE/MARKER LIGHT, SINGLE DIODE

Compact in size, strong in light output

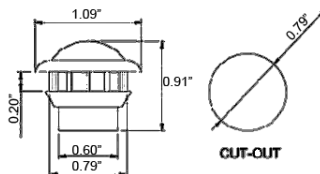
Single diode version that meets P2/PC rating

Prewired for easy installation

Includes rubber mounting grommet

Optional decorative stainless steel trim ring available

Mounts in 0.75" hole



**NEW**

**P2/PC RATED**



Part Number		Description	Box Qty	Inner Box Qty
CL-11220-A		Single Diode P2/PC Rated Light with 8" Stripped Wire Leads, Amber	400	100
CL-11220-R		Single Diode P2/PC Rated Light with 8" Stripped Wire Leads, Red	400	100
CL-11220-CA		Single Diode P2/PC Rated Light with 8" Stripped Wire Leads, Clear Lens, Amber LED's	400	100
CL-11220-CR		Single Diode P2/PC Rated Light with 8" Stripped Wire Leads, Clear Lens, Red LED's	400	100
CL-11000-GM		Replacement Rubber Grommet	100	N/A
CL-11000-CH		Decorative Stainless Steel Trim Ring	100	N/A

LED  
Lights

### 3/4" DUAL INTENSITY LED BULLET LIGHT, 3 DIODE

Compact in size, strong in light output

3 Diode version that meets P2/PC rating in low mode

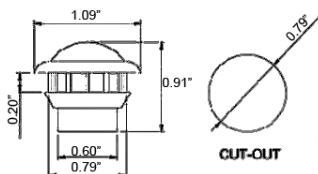
Prewired for easy installation

Includes rubber mounting grommet

Comes with .180 male bullet connectors


Optional decorative stainless steel trim ring available

Mounts in 0.75" hole

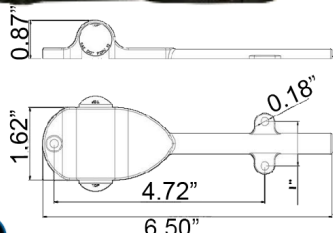


**NEW**

**P2/PC RATED**



Part Number		Description	Box Qty	Inner Box Qty
CL-11120-A3		3 Diode Dual Intensity P2/PC Rated Light with 8" Wire Leads and .180 Male Bullet Connectors, Amber	400	100
CL-11120-R3		3 Diode Dual Intensity P2/PC Rated Light with 8" Wire Leads and .180 Male Bullet Connectors, Red	400	100
CL-11120-CA3		3 Diode Dual Intensity P2/PC Rated Light with 8" Wire Leads and .180 Male Bullet Connectors, Clear Lens Amber LED's	400	100
CL-11120-CR3		3 Diode Dual Intensity P2/PC Rated Light with 8" Wire Leads and .180 Male Bullet Connectors, Clear Lens Red LED's	400	100
CL-11000-GM		Replacement Rubber Grommet	100	N/A
CL-11000-CH		Decorative Stainless Steel Trim Ring	100	N/A


**P2 RATED**

## LED CLEARANCE LIGHTS

2 Surface Mount Diodes (SMD)

Available in right hand and left hand

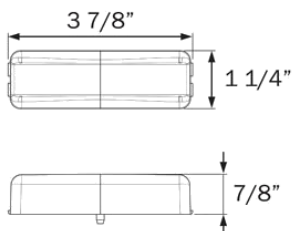
Pre wired for easy installation

Available in colored lens and clear lens

Part Number		Description	Box Qty	Inner Box Qty
FM-11220-RH		Right Hand Red and Amber Diodes	100	50
FM-11220-LH		Left Hand Red and Amber Diodes	100	50
FM-11220-CRH		Right Hand, Clear lens with Red and Amber Diodes	100	50
FM-11220-CRH		Left Hand, Clear lens with Red and Amber Diodes	100	50
FM-11220-RH3		Right Hand Red and Amber Diodes, Dual Function	100	50
FM-11220-LH3		Left Hand Red and Amber Diodes, Dual Function	100	50
FM-11220-CRH3		Right Hand, Clear lens with Red and Amber Diodes, Dual Function	100	50
FM-11220-CRH3		Left Hand, Clear lens with Red and Amber Diodes, Dual Function	100	50



## SEALED LED FENDER MOUNT MARKER LIGHT

**P2 RATED**


2 Super Bright Diodes

Polycarbonate lens sonically welded to housing

Mounts on 3.00" centers

Grease filled terminals to prevent corrosion

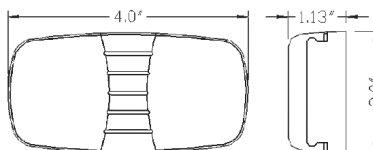
Requires mounting bezel to complete installation

Available with flat or curved mounting bezel

Part Number	Description	Box Qty	Inner Box Qty
FM-21010-A/R	Fender Mount LED Light Only	200	50
BRK-31013-B	Black Mounting Bracket, Self Grounding	500	100
BRK-31013-C	Chrome Mounting Bracket, Self Grounding	500	100
FM-21000-BRK-C	Black Mounting Bracket, with Curved Design	200	50

## BULLS EYE LED CLEARANCE/SIDE MARKER LIGHT WITH SNAP ON LENS

13 Super Bright Diodes  
Lens snaps onto base to form single unit  
Mounts on 3.00" centers  
2 wire version



**P2 RATED**

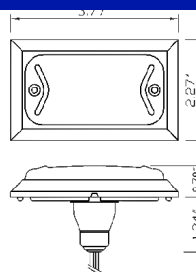
**NEW**

Part Number		Description	Box Qty	Inner Box Qty
CL-65020-A		Bull Eye Amber Light Only	200	100
CL-65020-R		Bull Eye Red Light Only	200	100



## RECTANGULAR LED CLEARANCE LIGHTS

3 Super Bright Diodes  
High Impact Acrylic Lens  
ABS Chrome Plated Housing  
2 wire version



**P2 RATED**

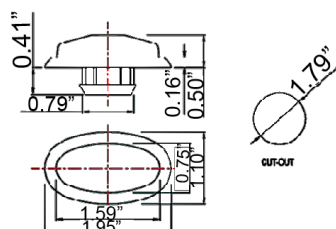
**NEW**

Part Number		Description	Box Qty	Inner Box Qty
CL-47020-A		Rectangular Amber Light Only	100	50
CL-47020-R		Rectangular Red Light Only	100	50



## SNAKE EYE LED CLEARANCE/SIDE MARKER LIGHT, 2 DIODE

Compact in size, strong in light output  
2 Diode version that meets P2/PC rating  
Prewired for easy installation  
Includes rubber mounting grommet  
Optional decorative stainless steel trim ring available  
Auxiliary versions available with white LED's  
Mounts in 0.75" hole



**P2/PC RATED**

Part Number		Description	Box Qty	Inner Box Qty
CL-12020-A		2 Diode P2/PC Rated, LED Snake Eye Light, with 8" Stripped wire leads, Amber	50	400
CL-12020-R		2 Diode P2/PC Rated, LED Snake Eye Light, with 8" Stripped wire leads, Red	50	400
CL-12020-CA		2 Diode P2/PC Rated, LED Snake Eye Light, with 8" Stripped wire leads, Clear Lens Amber LED's	50	400
CL-12020-CR		2 Diode P2/PC Rated, LED Snake Eye Light, with 8" Stripped wire leads, Clear Lens Red LED's	50	400
CL-12020-C		2 Diode Auxiliary , LED Snake Eye Light, with 8" Stripped wire leads, Clear Lens White LED's	50	400
CL-12000-CH		Decorative Stainless Steel Trim Ring	100	N/A



**20 Retail Pack**



## BEEHIVE STYLE SEALED 2" LED CLEARANCE/SIDE MARKER LIGHT

**P2/PC RATED**

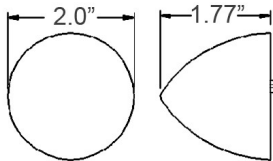
9 Super Bright Diodes

Polycarbonate lens sonically welded to housing

Uses industry standard 2-prong plug

Grease filled terminals to prevent corrosion

Requires rubber grommet and 2-prong plug to complete installation



Part Number		Description	Box Qty	Inner Box Qty
CL-22620-A		2" Round Beehive LED Amber Light Only	500	50
CL-22620-R		2" Round Beehive LED Red Light Only	500	50
CL-22000-GM		2" Rubber Mounting Grommet	200	50
WL-70006-2		6" Long Right Angle 2-Prong Plug	500	100
WL-70018-2		18" Long Right Angle 2-Prong Plug	500	100



## BEEHIVE STYLE SEALED 2.5" LED CLEARANCE/SIDE MARKER LIGHT



**P2/PC RATED**

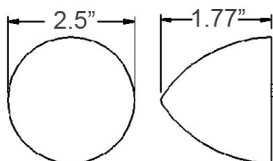
13 Super Bright Diodes

Polycarbonate lens sonically welded to housing

Uses industry standard 2-prong plug

Grease filled terminals to prevent corrosion

Requires rubber grommet and 2-prong plug to complete installation



Part Number		Description	Box Qty	Inner Box Qty
CL-26620-A		2.5" Round Beehive LED Amber Light Only	200	50
CL-26620-R		2.5" Round Beehive LED Red Light Only	200	50
CL-26000-GM		2.5" Rubber Mounting Grommet	200	100
CL-26001-GM		2.5" Rubber Mounting Grommet, Flush Mount	200	100
WL-70006-2		6" Long Right Angle 2-Prong Plug	500	100
WL-70018-2		18" Long Right Angle 2-Prong Plug	500	100

## MIRRORED LENS SEALED 2" ROUND LED CLEARANCE/SIDE MARKER LIGHT

9 Super Bright Diodes

Polycarbonate lens sonically welded to housing

Uses industry standard 2-prong plug

Grease filled terminals to prevent corrosion

Requires rubber grommet and 2-prong plug to complete installation

**P2** RATED



Part Number		Description	Box Qty	Inner Box Qty
CL-22320-A		2" Round Amber LED Light Only	200	20
CL-22320-R		2" Round Red LED Light Only	200	20
CL-22320-CA		2" Round Clear Lens, Amber LED Light Only	200	20
CL-22320-CR		2" Round Clear Lens, Red LED Light Only	200	20
CL-22000-GM		2" Rubber Mounting Grommet	200	50
WL-70006-2		6" Long Right Angle 2-Prong Plug	500	100
WL-70018-2		18" Long Right Angle 2-Prong Plug	500	100

## SEALED 2" ROUND LED CLEARANCE/SIDE MARKER LIGHT

5 Surface Mount Diodes (SMD)

Polycarbonate lens sonically welded to housing

Uses industry standard 2-prong plug


Meets P2 and PC rating when properly mounted on 45 degree angle

Grease filled terminals to prevent corrosion

Requires rubber grommet and 2-prong plug to complete installation

Available in a flange mount version

**PC** RATED



Part Number		Description	Box Qty	Inner Box Qty
CL-22220-A		2" Round Amber LED Light Only	200	20
CL-22220-R		2" Round Red LED Light Only	200	20
CL-22220-AF		2" Round Amber Flange Mount LED Light Only	200	50
CL-22220-RF		2" Round Red Flange Mount LED Light Only	200	50
CL-22000-GM		2" Rubber Mounting Grommet	200	50
WL-70006-2		6" Long Right Angle 2-Prong Plug	500	100
WL-70018-2		18" Long Right Angle 2-Prong Plug	500	100

## BUDGET SERIES SEALED 2" ROUND LED CLEARANCE/SIDE MARKER LIGHT

**BUDGET** Series

**P2** RATED

1 Super Bright Diode

Polycarbonate lens sonically welded to housing

Uses industry standard 2-prong plug

Grease filled terminals to prevent corrosion

Requires rubber grommet and 2-prong plug to complete installation



Part Number	Description	Box Qty	Inner Box Qty
CL-22120-A	2" Round Amber LED Light Only	400	100
CL-22120-R	2" Round Red LED Light Only	400	100
CL-22120-CA	2" Round Clear Lens, Amber LED Light Only	400	100
CL-22120-CR	2" Round Clear Lens, Red LED Light Only	400	100
CL-22000-GM	2" Rubber Mounting Grommet	200	50
WL-70006-2	6" Long Right Angle 2-Prong Plug	500	100
WL-70018-2	18" Long Right Angle 2-Prong Plug	500	100

LED  
Lights

## SEALED 2" ROUND LED CLEARANCE/SIDE MARKER LIGHT

**P2** RATED

3 Diode Version

Polycarbonate lens sonically welded to housing

Uses industry standard 2-prong plug

Grease filled terminals to prevent corrosion

Requires rubber grommet and 2-prong plug to complete installation



Part Number	Description	Box Qty	Inner Box Qty
CL-22020-A	2" Round Amber LED Light Only	200	50
CL-22020-R	2" Round Red LED Light Only	200	50
CL-22020-AK	2" Round LED Amber Kit, Includes Grommet and Plug	200	50
CL-22020-RK	2" Round LED Red Kit, Includes Grommet and Plug	200	50
CL-22020-CA	2" Round Clear Lens, Amber LED Light Only	200	50
CL-22020-CR	2" Round Clear Lens, Red LED Light Only	200	50
CL-22000-GM	2" Rubber Mounting Grommet	200	50
WL-70006-2	6" Long Right Angle 2-Prong Plug	500	100
WL-70018-2	18" Long Right Angle 2-Prong Plug	500	100

## SEALED 2" ROUND LED CLEARANCE/SIDE MARKER LIGHT

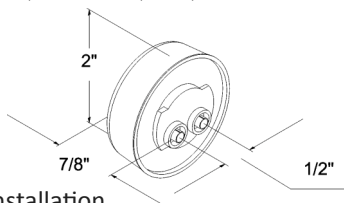
9 Super Bright Diodes

Polycarbonate lens sonically welded to housing

Uses industry standard 2-prong plug

Grease filled terminals to prevent corrosion

Requires rubber grommet and 2-prong plug to complete installation



**P2 RATED**

Part Number		Description	Box Qty	Inner Box Qty
CL-22520-A		2" Round LED Amber Light Only	200	50
CL-22520-R		2" Round LED Red Light Only	200	50
CL-22000-GM		2" Rubber Mounting Grommet	200	50
WL-70006-2		6" Long Right Angle 2-Prong Plug	500	100
WL-70018-2		18" Long Right Angle 2-Prong Plug	500	100



## SEALED 2.5" ROUND LED CLEARANCE/SIDE MARKER LIGHT

13 Super Bright Diodes

Polycarbonate lens sonically welded to housing

Uses industry standard 2-prong plug

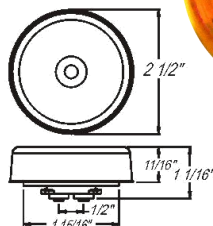
Grease filled terminals to prevent corrosion

Requires rubber grommet and 2-prong plug to complete installation



**P2 RATED**

Part Number		Description	Box Qty	Inner Box Qty
CL-22620-A		2.5" Round LED Amber Light Only	200	50
CL-22620-R		2.5" Round LED Red Light Only	200	50
CL-26000-GM		2.5" Rubber Mounting Grommet	200	100
CL-26001-GM		2.5" Rubber Mounting Grommet, Flush Mount	200	100
WL-70006-2		6" Long Right Angle 2-Prong Plug	500	100
WL-70018-2		18" Long Right Angle 2-Prong Plug	500	100



## SEALED 2.5" ROUND LED CLEARANCE/SIDE MARKER LIGHT


4 Super Bright Diodes

Polycarbonate lens sonically welded to housing

Uses industry standard 2-prong plug

Grease filled terminals to prevent corrosion

Requires rubber grommet and 2-prong plug to complete installation



Part Number		Description	Box Qty	Inner Box Qty
CL-26020-A		2.5" Round LED Amber Light	400	50
CL-26020-R		2.5" Round LED Red Light	400	50
CL-26020-AK		2.5" Round LED Amber Kit, Includes Grommet and Plug	200	20
CL-26020-RK		2.5" Round LED Red Kit, Includes Grommet and Plug	200	20
CL-26000-GM		2.5" Rubber Mounting Grommet	200	100
CL-26001-GM		2.5" Rubber Mounting Grommet, Flush Mount	200	100
WL-70006-2		6" Long Right Angle 2-Prong Plug	500	100
WL-70018-2		18" Long Right Angle 2-Prong Plug	500	100



## SEALED 2.5" ROUND LED CLEARANCE/SIDE MARKER LIGHT

8 Diode Version

Polycarbonate lens sonically welded to housing

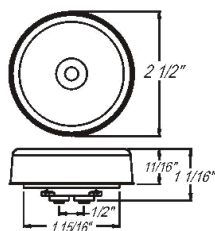
Includes reflex reflector

Uses industry standard 2-prong plug

Grease filled terminals to prevent corrosion

Requires rubber grommet and 2-prong plug to complete installation

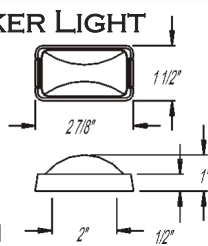
**AP2  
RATED**



Part Number		Description	Box Qty	Inner Box Qty
CL-26220-A		2.5" Round LED Amber Light	200	20
CL-26220-R		2.5" Round LED Red Light	200	20
CL-26220-AK		2.5" Round LED Amber Kit, Includes Grommet and Plug	200	50
CL-26220-RK		2.5" Round LED Red Kit, Includes Grommet and Plug	200	50
CL-26000-GM		2.5" Rubber Mounting Grommet	200	100
CL-26001-GM		2.5" Rubber Mounting Grommet, Flush Mount	200	100
WL-70006-2		6" Long Right Angle 2-Prong Plug	500	100
WL-70018-2		18" Long Right Angle 2-Prong Plug	500	100

## MINI RECTANGULAR LED CLEARANCE/SIDE MARKER LIGHT

Polycarbonate lens sonically welded to housing  
 Uses industry standard 2-prong plug or single prong plug  
 Meets P2 and PC rating when properly mounted on 45 degree angle  
 Grease filled terminals to prevent corrosion  
 Can be used as flush mount with grommet or surface mount with bezel



Part Number		Description	Box Qty	Inner Box Qty
CL-23120-A		Amber LED Light Only, PC Rated	400	50
CL-23120-R		Red LED Light Only, PC Rated	400	50
CL-23020-CA		Clear Lens Amber LED Light Only, P2 Rated	400	50
CL-23020-CR		Clear Lens Red LED Light Only, P2 Rated	400	50
CL-23000-GM		Rubber Mounting Grommet	500	250
CL-23010-GM		Rubber Mounting Grommet	500	50
WL-70006-2		6" Long Right Angle 2-Prong Plug	500	100
WL-70018-2		18" Long Right Angle 2-Prong Plug	500	100
BRK-30013-B		Black Bezel, uses Single Prong Plug	400	100
BRK-30013-C		Chrome Bezel, uses Single Prong Plug	400	100
BRK-30014-B		Black Bezel, Open Back uses 2-Prong Plug	400	100
BRK-30014-C		Chrome Bezel, Open Back uses 2-Prong Plug	400	100
WL-70018-S		18" Single Prong Plug	500	100

**PC RATED**



**P2 RATED**



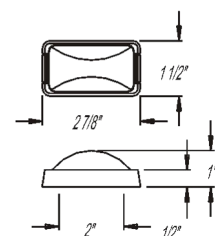
## MINI RECTANGULAR LED CLEARANCE/SIDE MARKER LIGHT

Polycarbonate lens sonically welded to housing  
 Uses industry standard 2-prong plug or single prong plug  
 Meets P2 rating  
 Grease filled terminals to prevent corrosion  
 Can be used as flush mount with grommet or surface mount with bezel



**P2 RATED**

Part Number		Description	Box Qty	Inner Box Qty
CL-23020-A		Amber LED Light Only, Single Diode	400	50
CL-23020-R		Red LED Light Only, Single Diode	400	50
CL-23000-GM		Rubber Mounting Grommet	500	250
CL-23010-GM		Rubber Mounting Grommet	500	50
WL-70006-2		6" Long Right Angle 2-Prong Plug	500	100
WL-70018-2		18" Long Right Angle 2-Prong Plug	500	100
BRK-30013-B		Black Bezel, uses Single Prong Plug	400	100
BRK-30013-C		Chrome Bezel, uses Single Prong Plug	400	100
BRK-30014-B		Black Bezel, Open Back uses 2-Prong Plug	400	100
BRK-30014-C		Chrome Bezel, Open Back uses 2-Prong Plug	400	100
WL-70018-S		18" Single Prong Plug	500	100



## THIN LED CLEARANCE/SIDE MARKER LIGHT

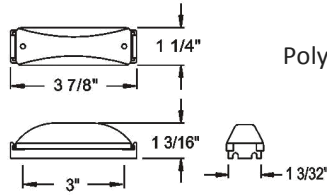
6 Super Bright Diodes

Polycarbonate lens and base sonically welded to form single unit

Requires mounting bracket to complete installation

Single wire mounting bezel grounds to frame

**P2 RATED**



Part Number		Description	Box Qty	Inner Box Qty
CL-21220-A		Amber LED Light Only	400	50
CL-21220-R		Red LED Light Only	400	50
BRK-31013-B		Black Plastic Self Grounding Mounting Bezel	500	100
BRK-31013-C		Chrome Plated Plastic Self Grounding Mounting Bezel	500	100



## MIRRORED LENS THIN LED CLEARANCE/SIDE MARKER LIGHT

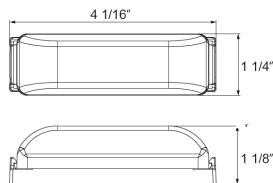
4 Super Bright Diodes

Polycarbonate lens and base sonically welded to form single unit

Requires mounting bracket to complete installation

Single wire mounting bezel grounds to frame

**P2 RATED**



Part Number		Description	Box Qty	Inner Box Qty
CL-21320-A		Amber LED Light Only	200	20
CL-21320-R		Red LED Light Only	200	20
CL-21320-CA		Clear Lens, Amber LED Light Only	200	20
CL-21320-CR		Clear Lens, Red LED Light Only	200	20
BRK-31013-B		Black Plastic Self Grounding Mounting Bezel	500	100
BRK-31013-C		Chrome Plated Plastic Self Grounding Mounting Bezel	500	100

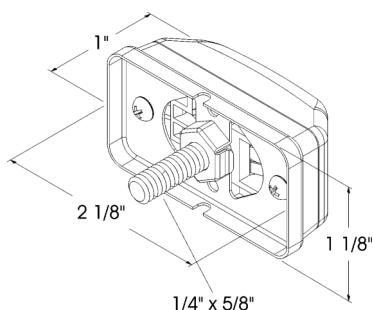
## MINI LED STUD MOUNT RECTANGULAR CLEARANCE/SIDE MARKER LIGHT WITH STAINLESS STEEL BASE

Polycarbonate lens sonically welded to housing

Stud mount version for easy installation

Grounds through mounting stud

Part Number		Description	Box Qty	Inner Box Qty
CL-25020-A		Amber LED Light Only	200	50
CL-25020-R		Red LED Light Only	200	50



**P2/PC RATED**

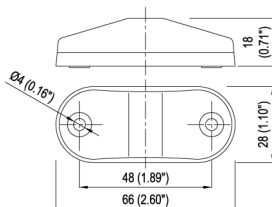


## LED CLEARANCE/SIDE MARKER LIGHT SURFACE MOUNT

2 super bright diodes







2 wire design for easy installation

Chrome trim ring available



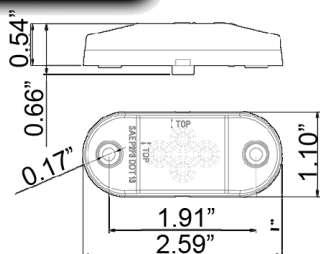
**P2/P3 RATED**  
When mounted ↔



Part Number		Description	Box Qty	Inner Box Qty
CL-29020-A		Amber LED Light Only	200	50
CL-29020-R		Red LED Light Only	200	50
CL-29020-CA		Clear Lens, Amber LED Light Only	200	50
CL-29020-CR		Clear Lens, Red LED Light Only	200	50
CL-29020-A14		Amber LED Light Only, with 14" Wire Leads	20	50
CL-29020-R14		Red LED Light Only, with 14" Wire Leads	200	50
CL-29000-BZL		Decorative Chrome Trim Ring	400	100
CL-29000-GSK		Black Foam Gasket	400	100

## MIRRORED LENS LED CLEARANCE/SIDE MARKER LIGHT SURFACE MOUNT

**P2/P3 RATED**  
When mounted  $\leftrightarrow$



4 Surface Mount Diodes (SMD)

2 wire design for easy installation

Chrome trim ring available



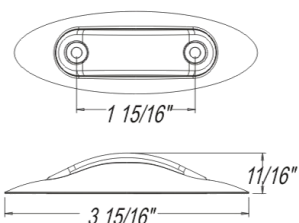
All these lights are available in Retail Pack. Contact us for more information.

Part Number		Description	Box Qty	Inner Box Qty
CL-29320-A		Amber LED Light Only	200	50
CL-29320-R		Red LED Light Only	200	50
CL-29320-CA		Clear Lens, Amber LED Light Only	200	50
CL-29320-CR		Clear Lens, Red LED Light Only	200	50
CL-29000-BZL		Decorative Chrome Trim Ring	400	100
CL-29000-GSK		Black Foam Gasket	400	100



## SLIM LED CLEARANCE/SIDE MARKER LIGHT SURFACE MOUNT

**P2 RATED**



2 Surface Mount Diodes (SMD)

2 wire design for easy installation

Available with chrome trim ring



Part Number		Description	Box Qty	Inner Box Qty
CL-27020-A		Amber LED Light Only	200	50
CL-27020-R		Red LED Light Only	200	50
CL-27020-AK		Amber LED Light with Chrome Bezel	200	20
CL-27020-RK		Red LED Light with Chrome Bezel	200	20


## LED CLEARANCE/SIDE MARKER LIGHT SURFACE MOUNT

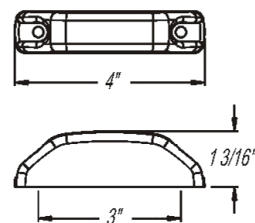

6 Surface Mount Diodes (SMD)

Surface mounts on 3.00" centers

2 wire design for easy installation

**P2 RATED**

Part Number		Description	Box Qty	Inner Box Qty
CL-32020-A		Amber LED Light Only	400	50
CL-32020-R		Red LED Light Only	400	50

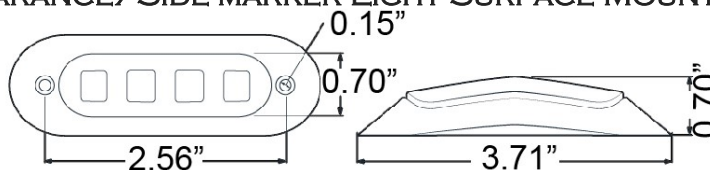


## MIRRORED LENS LED CLEARANCE/SIDE MARKER LIGHT SURFACE MOUNT

4 Surface Mount Diodes (SMD)

2 wire design for easy installation

Includes decorative chrome trim ring



**P2 RATED**

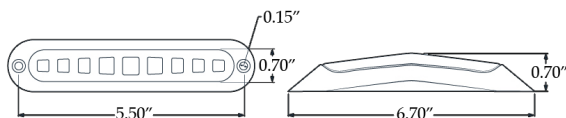
Part Number		Description	Box Qty	Inner Box Qty
CL-45520-A		Amber LED Light with Chrome Trim Ring	100	N/A
CL-45520-R		Red LED Light with Chrome Trim Ring	100	N/A
CL-45520-CA		Clear Lens, Amber LED Light with Chrome Trim Ring	100	N/A
CL-45520-CR		Clear Lens, Red LED Light with Chrome Trim Ring	100	N/A
PCL-45520-A		Amber LED Light with Chrome Trim Ring, Retail Pack	100	1
PCL-45520-R		Red LED Light with Chrome Trim Ring, Retail Pack	100	1
PCL-45520-CA		Clear Lens, Amber LED Light with Chrome Trim Ring, Retail Pack	100	1
PCL-45520-CR		Clear Lens, Red LED Light with Chrome Trim Ring, Retail Pack	100	1



**4x Retail Pack**

## MIRRORED LENS LED CLEARANCE/SIDE MARKER LIGHT SURFACE MOUNT

**P2 RATED**



9 Surface Mount Diodes (SMD)  
2 wire design for easy installation  
Includes decorative chrome trim ring

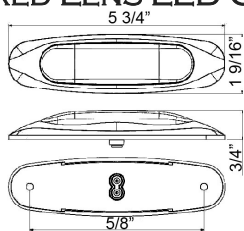


Part Number	Description	Box Qty	Inner Box Qty
CL-46620-A	Amber LED Light with Chrome Trim Ring	100	N/A
CL-46620-R	Red LED Light with Chrome Trim Ring	100	N/A
CL-46620-CA	Clear Lens, Amber LED Light with Chrome Trim Ring	100	N/A
CL-46620-CR	Clear Lens, Red LED Light with Chrome Trim Ring	100	N/A
PCL-46620-A	Amber LED Light with Chrome Trim Ring, Retail Pack	100	1
PCL-46620-R	Red LED Light with Chrome Trim Ring, Retail Pack	100	1
PCL-46620-CA	Clear Lens, Amber LED Light with Chrome Trim Ring, Retail Pack	100	1
PCL-46620-CR	Clear Lens, Red LED Light with Chrome Trim Ring, Retail Pack	100	1



## MIRRORED LENS LED CLEARANCE/SIDE MARKER LIGHT SURFACE MOUNT

**P2 RATED**



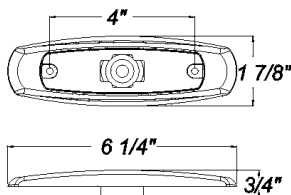
4 Surface Mount Diodes (SMD)  
2 wire design for easy installation  
Includes decorative chrome trim ring  
Mounts on 4-5/8" hole pattern



Part Number	Description	Box Qty	Inner Box Qty
CL-41020-A	Amber LED Light with Chrome Trim Ring	200	20
CL-41020-R	Red LED Light with Chrome Trim Ring	200	20
CL-41020-CA	Clear Lens, Amber LED Light with Chrome Trim Ring	200	20
CL-41020-CR	Clear Lens, Red LED Light with Chrome Trim Ring	200	20



## LED CLEARANCE/SIDE MARKER LIGHT SURFACE MOUNT WITH REFLEX REFLECTOR

- 2 Super Bright Diodes
- 2 wire design for easy installation
- Reflex reflector built into lens
- Includes chrome trim ring



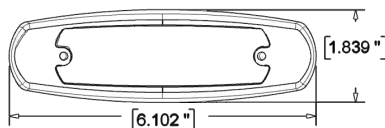
**AP2  
RATED**



Part Number		Description	Box Qty	Inner Box Qty
CL-28020-AK		Amber LED Light with Chrome Bezel	200	20
CL-28020-RK		Red LED Light with Chrome Bezel	200	20





## MIRRORED LENS LED CLEARANCE/SIDE MARKER LIGHT SURFACE MOUNT WITH REFLEX REFLECTOR

- 12 Surface Mount Diodes (SMD)
- 2 wire design for easy installation
- Includes stainless steel trim ring



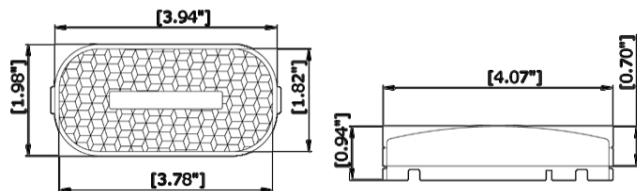
**P2  
RATED**



Part Number		Description	Box Qty	Inner Box Qty
CL-28320-A		Amber LED Light with Stainless Steel Bezel	200	50
CL-28320-R		Red LED Light with Stainless Steel Bezel	200	50
CL-28320-CA		Clear Lens, Amber LED Light with Stainless Steel Bezel	200	50
CL-28320-CR		Clear Lens, Red LED Light with Stainless Steel Bezel	200	50

## OBLONG CLEARANCE/SIDE MARKER LIGHT WITH REFLECTIVE LENS

**AP2  
RATED**




3 Surface Mount Diodes (SMD)

Lens snaps onto base to form single unit

Two wire design

Built in reflex reflector

Available with black or white base

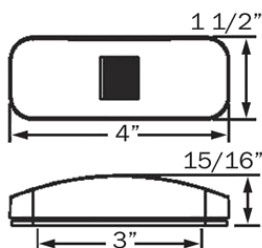


Part Number		Description	Box Qty	Inner Box Qty
CL-44020-AB		Amber LED Light Only, Black Base	200	20
CL-44020-RB		Red LED Light Only, Black Base	200	20
CL-44020-A		Amber LED Light Only, White Base	200	20
CL-44020-R		Red LED Light Only, White Base	200	20

**LED  
Lights**

## RECTANGULAR LED CLEARANCE/SIDE MARKER LIGHT WITH REFLECTIVE LENS

**AP2  
RATED**



6 Super Bright Diodes

Lens snaps onto base to form single unit

Built in reflex reflector

Mounts on 3.00" centers



Part Number		Description	Box Qty	Inner Box Qty
CL-46020-A		Amber LED Light Only	200	50
CL-46020-R		Red LED Light Only	200	50



## RECTANGULAR LED CLEARANCE/SIDE MARKER LIGHT WITH REFLECTIVE LENS

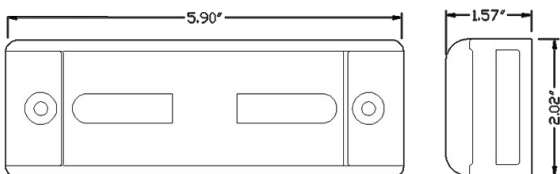

8 Super Bright Diodes

Built in reflex reflector

Two wire version with .180 bullet connectors

**AP2  
RATED**

Part Number		Description	Box Qty	Inner Box Qty
CL-53020-A		Amber LED Light Only	100	N/A
CL-53020-R		Red LED Light Only	100	N/A





## RECTANGULAR LED CLEARANCE/SIDE MARKER LIGHT WITH REFLECTIVE LENS

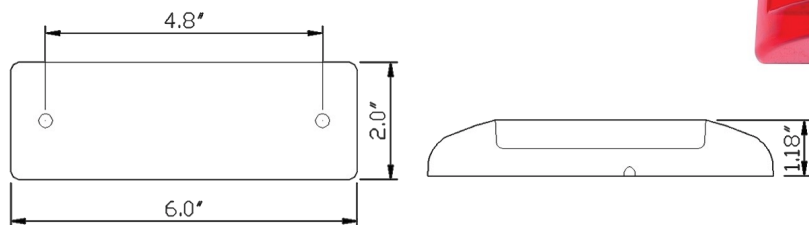

3 Super Bright Diodes

Built in reflex reflector

Self grounding with one hot wire

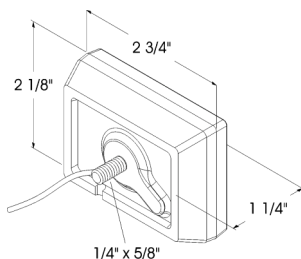
**AP2  
RATED**

Part Number		Description	Box Qty	Inner Box Qty
CL-54020-A		Amber LED Light Only	100	N/A
CL-54020-R		Red LED Light Only	100	N/A





## RECTANGULAR LED CLEARANCE/SIDE MARKER LIGHT STUD MOUNT WITH REFLECTIVE LENS

**APC  
RATED**



- 4 Super Bright Diodes
- Self grounding mounting stud for easy installation
- Single wire design
- Built in reflex reflector



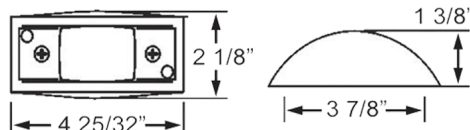
Part Number		Description	Box Qty	Inner Box Qty
CL-43020-A		Amber LED Light, Stud Mount	200	50
CL-43020-R		Red LED Light, Stud Mount	200	50



## LED CLEARANCE/SIDE MARKER LIGHT SURFACE MOUNT

**NEW**

**P2/PC RATED**



- 6 Super Bright Diodes
- Available in red and amber
- Pre wired for easy installation
- Mounts on 3-7/8" centers
- Includes chrome plated plastic guard



Part Number		Description	Box Qty	Inner Box Qty
CL-75020-A		Amber LED Light	20	100
CL-75020-R		Red LED Light	20	100

## 16 INCH SEALED LED IDENTIFICATION LIGHT BAR

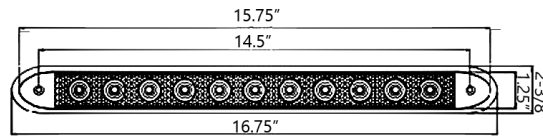
3 Super Bright Diodes



Lens and base are sonically sealed together


Decorative chrome trim ring available

Mounts on 14.50" centers

Pre-wired for easy installation



Part Number		Description	Box Qty	Inner Box Qty
ID-16020-A		LED Identification Light Bar, Amber	50	N/A
ID-16020-R		LED Identification Light Bar, Red	50	N/A
TL-16000-CH		Decorative Chrome Trim Ring	100	N/A
TL-16001-CH		Recessed Mount Decorative Trim Ring	100	N/A



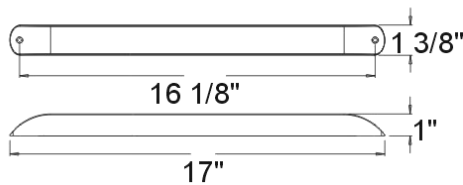
## 17 INCH SEALED LED IDENTIFICATION LIGHT BAR


3 Super Bright Diodes

Lens and base are sonically sealed together

Mounts on 16.07" centers

Pre-wired for easy installation



Part Number		Description	Box Qty	Inner Box Qty
ID-44120-R		LED Identification Light Bar, Red	50	N/A



BUDGET Series



## 1 4.25" SEALED LED IDENTIFICATION LIGHT BAR

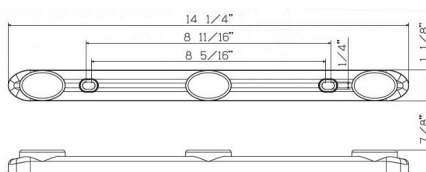
3 Surface Mount Diodes (SMD)

Epoxy filled base

Mounts on 8 11/16" centers

2 wire design

Part Number	Description	Box Qty	Inner Box Qty
ID-88020-R	LED Identification Light Bar, Red	50	10
ID-88020-CR	LED Identification Light Bar, Clear Lens, Red LED's	50	10



## STAINLESS STEEL SEALED LED IDENTIFICATION LIGHT BAR

9 Surface Mount Diodes (SMD)

Completely sealed design with stainless steel base

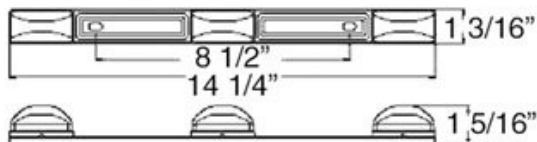
Mounts on 8 11/16" centers

Single wire design

Grounds through mounting holes



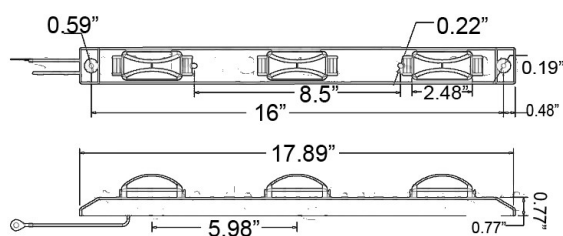
Part Number	Description	Box Qty	Inner Box Qty
ID-86020-R	LED Identification Light Bar with Stainless Steel Base	50	10



## SEALED LED IDENTIFICATION LIGHT BAR

9 Surface Mount Diodes (SMD)  
Plastic light bar with snap in lights  
Pre installed wire harnesses  
Includes lead and ground wire

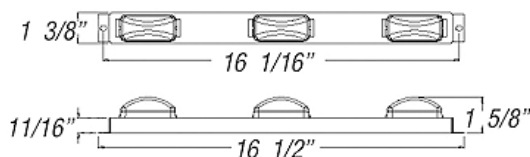
Part Number	Description	Box Qty	Inner Box Qty
ID-87120-R	LED Identification Light Bar, Red	50	10

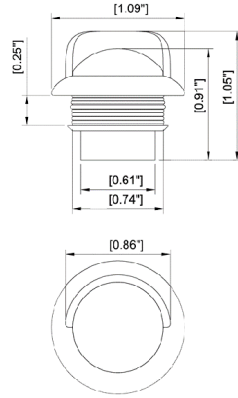


## STAINLESS STEEL SEALED LED IDENTIFICATION LIGHT BAR

9 Surface Mount Diodes (SMD)  
Stainless steel base with snap in lights  
Pre installed wire harnesses  
Includes lead and ground wire

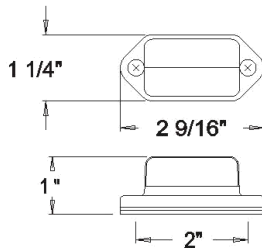
Part Number	Description	Box Qty	Inner Box Qty
ID-85020-R	LED Identification Light Bar with Stainless Steel Base	100	10



**3/4" LED LICENSE PLATE ILLUMINATOR**

Compact in size, strong in light output  
 3 Diode Versions that meet SAE J587 when properly mounted  
 Prewired for easy installation  
 Includes rubber mounting grommet  
 Comes with .180 male bullet connectors  
 Mounts in 0.75" hole

Part Number	Description	Box Qty	Inner Box Qty
LPI-11120-C	LED License Plate Light with Grommet	400	100

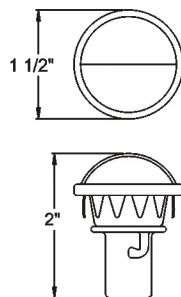
**SURFACE MOUNT LICENSE PLATE ILLUMINATOR**

6 Surface Mount Diodes (SMD)  
 Chrome plated plastic housing with hooded shield to prevent upward glare  
 Mounts on 2.00" centers  
 Pre-wired for easy installation  
 Available in retail packaging  
 Available in various colors for auxiliary lighting



24 Retail Pack

Part Number	Description	Box Qty	Inner Box Qty
LPI-73120-C	LED License Plate Light	200	50
PAUX-73210-CA	LED Auxiliary Light, Clear Lens Amber LED's	100	N/A
PAUX-73210-CR	LED Auxiliary Light, Clear Lens Red LED's	100	N/A
PAUX-73210-CB	LED Auxiliary Light, Clear Lens Blue LED's	100	N/A
PLPI-73120-C	LED License Plate Light, Retail Pack	100	N/A

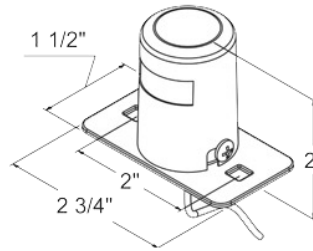
**SURFACE MOUNT LED LICENSE PLATE ILLUMINATOR**

Snap in design fits into 1.25" hole  
 Available in self grounding or two wire design  
 Two units required for legal license illumination  
 Pre-wired for easy installation

Part Number	Description	Box Qty	Inner Box Qty
LPI-75020-C	LED License Plate Light	200	50

## LED LICENSE PLATE ILLUMINATOR

Chrome plated housing  
Mounting ears for surface mount  
Pre-wired for easy installation  
Mounts on 2.00" centers

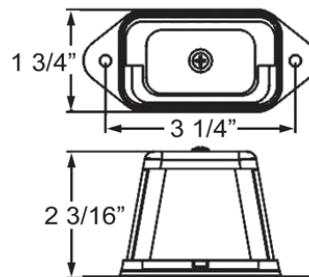


Part Number	Description	Box Qty	Inner Box Qty
LPI-77020-C	LED License Plate Light	200	50



## LED SURFACE MOUNT LICENSE PLATE ILLUMINATOR

Polycarbonate lens and ABS housing  
Mounts on 3.25" centers  
Pre-wired for easy installation

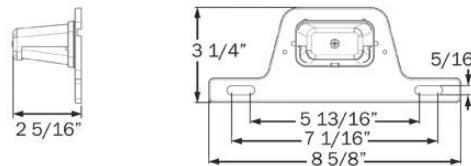


Part Number	Description	Box Qty	Inner Box Qty
LPI-44020-C	LED License Plate Light	100	N/A



## LED LICENSE PLATE ILLUMINATOR MOUNTED ON PLASTIC BRACKET

Polycarbonate lens and ABS housing  
Mounts on 3.25" centers  
Pre-wired for easy installation  
Includes black plastic bracket



Part Number	Description	Box Qty	Inner Box Qty
LPI-43020-K	LED License Plate Light with License Plate Bracket	100	10



## LED INTERIOR RV PANCAKE LIGHT

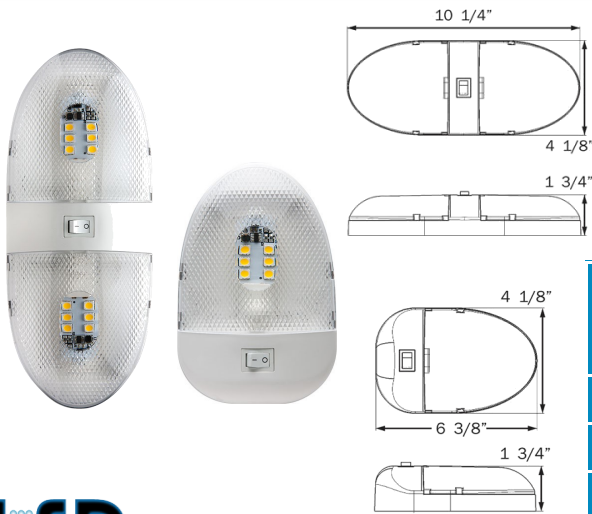
CSA and UL listed

Available in both single and double

Pre-wired for easy installation

Includes on/off switch

Replacement lenses available



Part Number	Description	Box Qty	Inner Box Qty
IL-04020-SW	Single Light with Switch	100	N/A
IL-04020-DW	Double Light with Switch	50	N/A
IL-04000-L	Replacement Lens	50	N/A



## SURFACE MOUNT 6" ROUND LED INTERIOR LIGHT

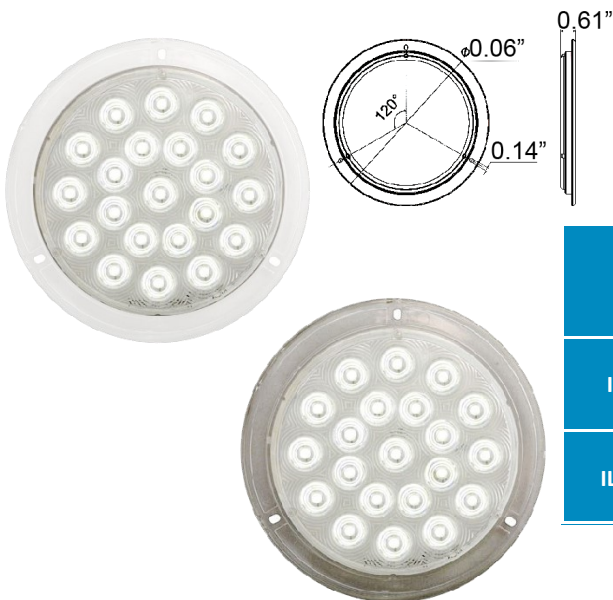
21 Diodes

500 Lumens

Pre-wired for easy installation

Includes white or chrome trim ring

12/24 volts



Part Number	Description	Box Qty	Inner Box Qty
IL-06020-C	LED Light with White Trim Ring	50	10
IL-06020-CC	LED Light with Chrome Trim Ring	50	10



## RECESS MOUNT ROUND LED INTERIOR LIGHT

2" - 9 Diodes

4" - 15 Diodes

Ultra slim design

Pre-wired for easy installation

CSA and UL Listed



Part Number	Description	Box Qty	Inner Box Qty
IL-02120-C	2" Recess Mount LED Light	100	N/A
IL-05120-C	4" Recess Mount LED Light	100	N/A

## SURFACE MOUNT OVAL LED INTERIOR LIGHT WITH TOUCH SWITCH

15 Surface Mount Diodes (SMD)

420 Lumens

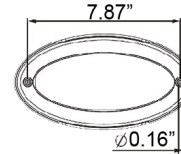
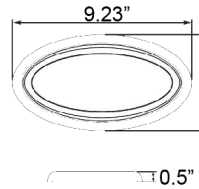
Ultra slim design

Pre-wired for easy installation

Frosted lens

Includes white trim ring

Includes touch switch built into the lens IP67



Part Number	Description	Box Qty	Inner Box Qty
IL-60020-CSW	Oval LED Light Only	100	10



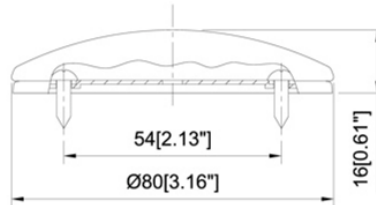
## SURFACE MOUNT 2" ROUND LED INTERIOR LIGHT

12 Surface Mount Diodes (SMD)

Ultra slim design

Pre-wired for easy installation

Replaceable frosted lens



Part Number	Description	Box Qty	Inner Box Qty
IL-08020-CW	2" Round LED Light Only	100	N/A



## 2" LED INTERIOR LIGHT, STAINLESS STEEL TRIM

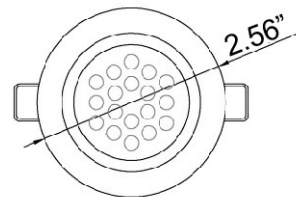
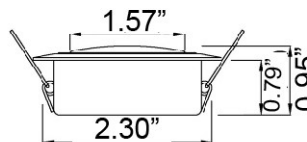
Low profile design ideal for under cabinets

Pre-wired for easy installation

2 wire design includes ground and hot wire

Highly polished stainless steel trim

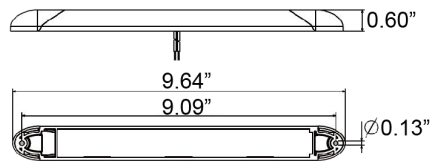
Available in white, red, and blue



Part Number	Description	Box Qty	Inner Box Qty
IL-02020-B	2" LED Interior Light, Blue LED's	100	N/A
IL-02020-C	2" LED Interior Light, White LED's	100	N/A
IL-02020-R	2" LED Interior Light, Red LED's	100	N/A



## SURFACE MOUNT SLIM LINE LED INTERIOR LIGHT



9 Diodes

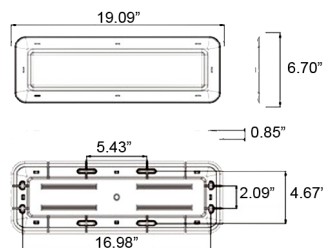
Ultra slim design

Pre-wired for easy installation

White end caps

180 Lumens

Part Number	Description	Box Qty	Inner Box Qty
IL-09020-CW	9" Slimline LED Light Only	200	20



## LED RECTANGULAR INTERIOR LIGHT

Low profile surface mount design

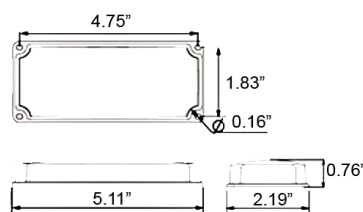

Completed sealed

High Light Output (1,160 Lumens)

Comes standard with ground and lead wires



Part Number	Description	Box Qty	Inner Box Qty
IL-18020-C	Interior Light Only	20	10



## SLIM INTERIOR LIGHT

10 Surface Mount Diodes (SMD)

Epoxy filled base

Low profile surface mount design

Pre-wired for easy installation

210 Lumens

Part Number	Description	Box Qty	Inner Box Qty
IL-05020-C	LED Slim Interior Light Only	50	10

## LED STRIP LIGHT

16' LED Strip Lights (300 LEDs)

Comes pre assembled with two wires

Can be cut down every 3 LEDs for custom application

Flexible ribbon for curving around bends

Come standard with 3M adhesive tape for easy mounting

Also available in 36" strips and 48" strips in cool white only

Part Number	Description	Box Qty	Inner Box Qty
LS-16000-AB	LED Strip Light, Amber Diodes, Black Base, 16" Long	50	1
LS-16000-RB	LED Strip Light, Red Diodes, Black Base, 16" Long	50	1
LS-16000-CWB	LED Strip Light, Cool White Diodes, Black Base, 16" Long	50	1
LS-16000-BB	LED Strip Light, Blue Diodes, Black Base, 16" Long	50	1
LS-00048-CWB	LED Strip Light, Cool White Diodes, Black Base, 48" Long	50	5
LS-00036-CWB	LED Strip Light, Cool White Diodes, Black Base, 36" Long	50	5



## 45 DEGREE ANGLE LED RV PORCH LIGHT WITH MOTION SENSOR

10 Super Bright Diodes

14" long

Designed to allow light to project at a 45 degree angle

Available with white and black base

Meets IP66

Part Number	Description	Box Qty	Inner Box Qty
DL-14021-CW	LED Porch Light with Motion Sensor, White Base, White LED's	20	N/A
DL-14020-CW	LED Porch Light without Motion Sensor, White Base, White LED's	20	N/A
DL-14020-CB	LED Porch Light without Motion Sensor, Black Base, White LED's	20	N/A



## LED RV PORCH LIGHT

18 Surface Mount Diodes (SMD)

Circuit board sealed by epoxy

Available with and without switch (white base)

Available with and without switch (black base)

300 Lumens



Part Number	Description	Box Qty	Inner Box Qty
DL-03020-C	LED Light Only, White Base	50	N/A
DL-03020-CS	LED Light Only, White Base with switch	50	N/A
DL-03020-CB	LED Light Only, Black Base	50	N/A
DL-03020-CSB	LED Light Only, Black Base with Switch	50	N/A
DL-03020-A	LED Light Only, White Base, Amber	50	N/A
DL-03020-AS	LED Light Only, White Base with Switch, Amber	50	N/A
DL-03020-AB	LED Light Only, Black Base, Amber	50	N/A
DL-03020-ASB	LED Light Only, Black Base with Switch, Amber	50	N/A



## 45 DEGREE ANGLE LED RV PORCH LIGHT

10 Surface Mount Diodes (SMD)

11.25" long

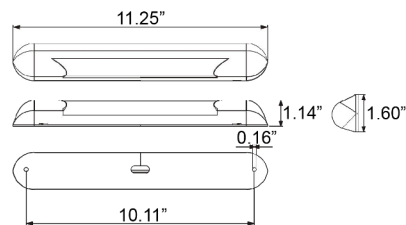
Designed to allow light to project at a 45 degree angle

Available with white, black, or chrome base

Meets IP66

180 Lumens

Available with or without switch



Part Number	Description	Box Qty	Inner Box Qty
DL-09020-AB	LED Porch Light, Black Base, Amber LED's	50	10
DL-09020-CB	LED Porch Light, Black Base, White LED's	50	10
DL-09020-AC	LED Porch Light, Chrome Base, Amber LED's	50	10
DL-09020-CC	LED Porch Light, Chrome Base, White LED's	50	10
DL-09020-AW	LED Porch Light, White Base, Amber LED's	50	10
DL-09020-CW	LED Porch Light, White Base, White LED's	50	10
DL-18020-CC	18" LED Porch Light, Chrome Base, White LED's	50	10

## 4" ROUND LED WORK LIGHT

6 Surface Mount Diodes (SMD)

600 lm output

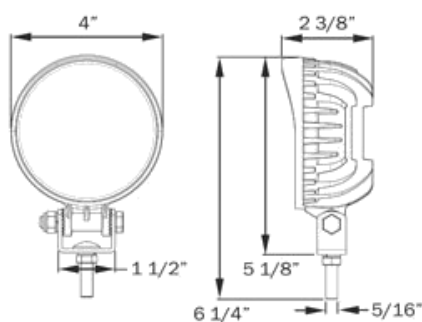
Includes removable hood

Die cast aluminum housing and polycarbonate lens

Includes stainless steel mounting hardware

Pre-wired for easy installation

Part Number	Description	Box Qty	Inner Box Qty
UL-41020-C	4" Round LED Work Light, 600 lm	20	10



## SQUARE LED WORK LIGHT

6 Surface Mount Diodes (SMD)

1200 lm output

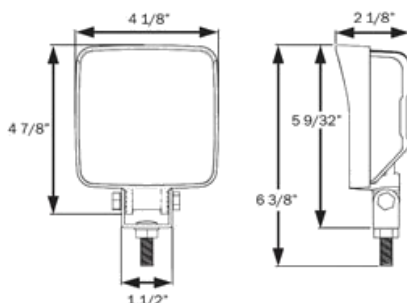
Works on both 12VDC and 24VDC

Die cast aluminum housing and polycarbonate lens

Includes stainless steel mounting hardware

Pre-wired for easy installation

Part Number	Description	Box Qty	Inner Box Qty
UL-52020-C	Square LED Work Light, 1200 lm	20	1



## BUDGET Series



### 2.75" SQUARE MINI LED WORK LIGHT

3 Surface Mount Diodes (SMD)

600 lm output

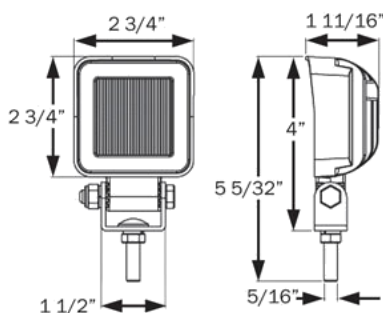
Works on both 12VDC and 24VDC

Die cast aluminum housing and polycarbonate lens

Includes stainless steel mounting hardware

Pre-wired for easy installation

Part Number	Description	Box Qty	Inner Box Qty
UL-43020-C	2.75" Square LED Work Light, 600 lm	50	10



### 4"x6" RECTANGULAR LED WORK LIGHT

6 Surface Mount Diodes (SMD)

600 lm output

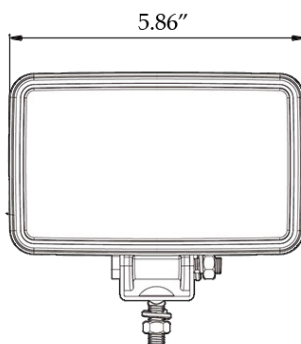
Die cast aluminum housing and polycarbonate lens

Includes stainless steel mounting hardware

Pre-wired for easy installation



Part Number	Description	Box Qty	Inner Box Qty
UL-42020-C	4"x6" Rectangular LED Work Light, 600 lm	20	10



### 3.5" LED WORK LIGHT

4 3Watt Diodes

800 Lumens

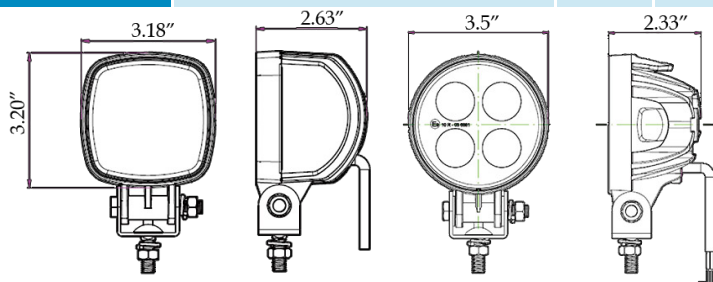
Works on 9~32VDC

Die cast aluminum housing and polycarbonate lens

Includes stainless steel mounting hardware

Pre-wired for easy installation

Part Number	Description	Box Qty	Inner Box Qty
UL-23020-C	3.5" Square LED Work Light, 800 lm	20	10
UL-24020-C	3.5" Round LED Work Lamp, 800 lm	20	10



### SQUARE LED WORK LIGHT

6 Surface Mount Diodes (SMD)

1800 lm output

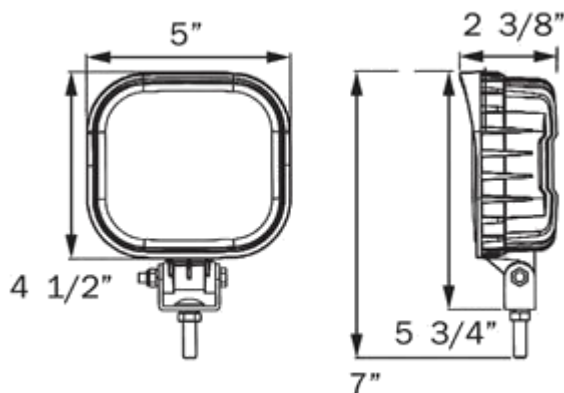
Works on both 12VDC and 24VDC

Die cast aluminum housing and polycarbonate lens

Includes stainless steel mounting hardware

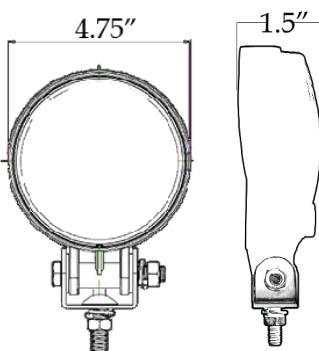
Pre-wired for easy installation

Part Number	Description	Box Qty	Inner Box Qty
UL-52020-C	Square LED Work Light, 1800 lm	20	1





Part Number	Description	Box Qty	Inner Box Qty
UL-45020-C	Round LED Work Light 1800 lm	20	10



### 3.5" ROUND LED WORK LIGHT

9 3Watt Diodes

1800 Lumens

Works on 10V-16V

Slim profile

Die cast aluminum housing and polycarbonate lens

Includes stainless steel mounting hardware

Pre-wired for easy installation



### 3.5" ROUND LED WORK LIGHT

3 3Watt Diodes

600 Lumens

Works on 9~32VDC

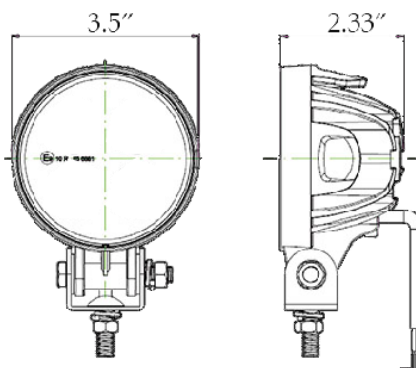
Die cast aluminum housing and polycarbonate lens

Includes stainless steel mounting hardware

Pre-wired for easy installation

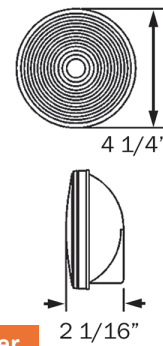


Part Number	Description	Box Qty	Inner Box Qty
UL-3200-C	3.5" Round LED Work Light, 600 lm	20	10



## 4" ROUND STOP, TURN, TAIL LIGHT


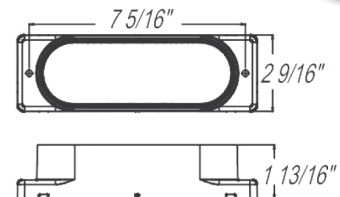
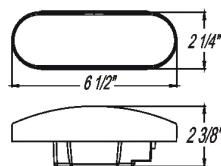
Polycarbonate lens sonically welded to housing  
Shock mount design to prolong bulb life  
Uses industry standard 3-prong plug  
Grease filled terminals to prevent corrosion  
Requires mounting grommet or snap on bezel and plug to complete installation  
Available as individual unit or kit



Part Number	Description	Box Qty	Inner Box Qty
TL-43010-R	Light Only	100	N/A
TL-43010-RK	Kit, Includes Rubber Grommet and 90 degree 3-Prong Plug	50	N/A
TL-43110-R	Light Only, with Reflective Ring	100	10
TL-43110-RK	Kit, with Reflective Ring, Includes Rubber Grommet and 90 degree 3-Prong Plug	80	10
TL-43000-GM	Rubber Mounting Grommet	100	50
TL-43000-BRK	Plastic Snap in Mounting Bezel, Black	50	N/A
WL-70012-3	90 Degree 3-Prong Plug	500	50
WL-700112-3	Straight 3-Prong Plug	500	50

## 6" OVAL STOP, TURN, TAIL LIGHT

Polycarbonate lens sonically welded to housing  
Shock mount design to prolong bulb life  
Uses industry standard 3-prong plug  
Grease filled terminals to prevent corrosion  
Requires mounting grommet and plug to complete installation on flush mount applications  
Available for surface mount applications  
Available as individual unit or kit



Part Number	Description	Box Qty	Inner Box Qty
TL-63010-R	Light Only, Submersible	100	N/A
TL-63010-RK	Kit, Includes Rubber Grommet and 90	50	N/A
TL-63010-SMRK	Surface Mount Kit, Includes 90 degree 3-Prong Plug	30	N/A
TL-62010-R	Light Only	100	N/A
TL-62010-RK	Kit, Includes Rubber Grommet and 90 degree 3-Prong Plug	50	N/A
TL-63000-GM	Rubber Mounting Grommet	100	50
TL-62000-GM	Rubber Mounting Grommet	50	N/A
WL-70012-3	90 Degree 3-Prong Plug	500	50
WL-700112-3	Straight 3-Prong Plug	500	50

## UNDER 80" COMBINATION STOP, TURN, TAIL LIGHT

For use on applications less than 80" in width

Includes high impact housing with acrylic lens

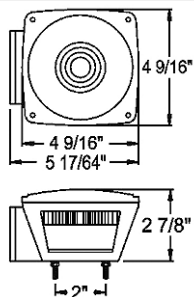
Includes side marker light with reflector and license plate illuminator (Street Side)

Mounts on 2.00" centers

Grounds through mounting studs

Includes both side and rear reflex reflectors

Submersible version includes gaskets to provide air tight pocket to prevent water entry



Part Number	Description	Box Qty	Inner Box Qty
TL-44010-RH	Tail Light, Curb Side	50	N/A
TL-44010-LH	Tail Light, Street Side with License Plate Illuminator	50	N/A
TL-44010-RHS	Submersible Tail Light, Curb Side	50	N/A
TL-44010-LHS	Submersible Tail Light, Street side with License Plate Illuminator	50	N/A
TL-44000-L	Replacement Tail Light Lens	100	10
CL-43000-RL	Replacement Side Marker Lens	100	10
TL-44000-B	Replacement Bulb for Tail Light	100	10
CL-43000-B	Replacement Bulb for Side Marker Light	100	10



## OVER 80" COMBINATION STOP, TURN, TAIL LIGHT

For use on applications greater than 80" in width

Includes high impact housing with acrylic lens

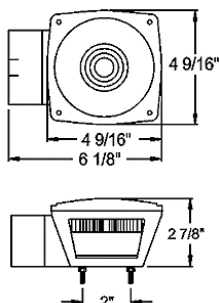
Includes side marker light with reflector and license plate illuminator (Street Side)

Mounts on 2.00" centers

Grounds through mounting studs

Includes both side and rear reflex reflectors

Submersible version includes gaskets to provide air tight pocket to prevent water entry



Part Number	Description	Box Qty	Inner Box Qty
TL-44510-RH	Tail Light, Curb Side	50	N/A
TL-44510-LH	Tail Light, Street Side with License Plate Illuminator	50	N/A
TL-44510-RHS	Submersible Tail Light, Curb Side	50	N/A
TL-44510-LHS	Submersible Tail Light, Street side with License Plate Illuminator	50	N/A
TL-44000-L	Replacement Tail Light Lens	100	10
TL-44000-B	Replacement Bulb for Tail Light	100	10
CL-43000-B	Replacement Bulb for Side Marker Light	100	10

## OVER 80" SUBMERSIBLE COMBINATION STOP, TURN, TAIL LIGHT

Combination stop, turn, tail light

Includes high impact housing with acrylic lens

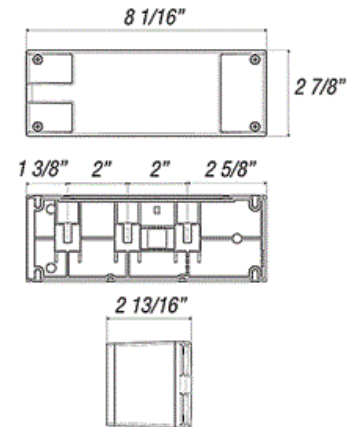
Includes both side and rear reflex reflectors

Includes mounting hardware

Mounts on 2.00" centers

Includes side marker light and license plate illuminator (Street Side)

Part Number	Description	Box Qty	Inner Box Qty
TL-68010-RH	Tail Light, Curb Side	48	12
TL-68010-LH	Tail Light, Street Side with License Plate Illuminator	48	12



## RV STYLE STOP, TURN, TAIL LIGHT

Combination stop, turn, tail light

All weather molded plastic housing

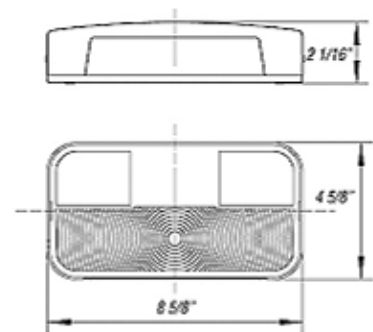
Features snap on replaceable lens

Easy to change replaceable bulb

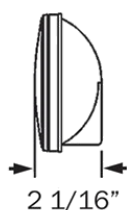
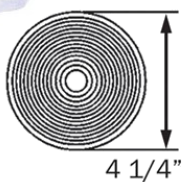
Includes license plate illuminator and license plate bracket (Street Side)

Available with black or white base

Part Number	Description	Box Qty	Inner Box Qty
TL-81010-RH	Tail Light, Curb Side	48	N/A
TL-81010-LH	Tail Light, Street Side with License Plate Illuminator and License Plate Bracket	48	N/A
TL-81010-RHB	Tail Light, Curb Side, Black Base	48	N/A
TL-81010-LHB	Tail Light, Street Side with License Plate Illuminator and License Plate Bracket, Black Base	48	N/A



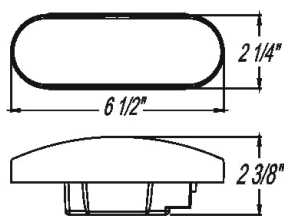
## 4" ROUND PARKING AND TURN SIGNAL LIGHT



- Polycarbonate lens sonically welded to housing
- Shock mount design to prolong bulb life
- Uses industry standard 3-prong plug
- Grease filled terminals to prevent corrosion
- Requires mounting grommet or snap on bezel and plug to complete installation
- Available as individual unit or kit

Part Number	Description	Box Qty	Inner Box Qty
TS-43010-A	Amber Light Only	100	N/A
TS-43010-AK	Amber Kit, Includes Rubber Grom-	50	N/A
TL-43000-GM	Rubber Mounting Grommet	100	50
TL-43000-BRK	Plastic Snap in Mounting Bezel,	50	N/A
WL-70012-3	90 Degree 3-Prong Plug	500	50
WL-700112-3	Straight 3-Prong Plug	500	50

## 6" OVAL PARKING AND TURN SIGNAL LIGHT




- Polycarbonate lens sonically welded to housing
- Shock mount design to prolong bulb life
- Uses industry standard 3-prong plug
- Grease filled terminals to prevent corrosion
- Requires mounting grommet and plug to complete installation
- Available as individual unit or kit



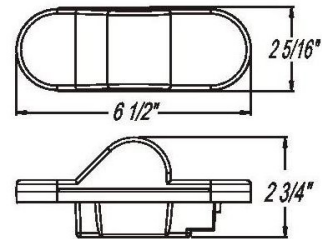
Part Number	Description	Box Qty	Inner Box Qty
TS-63010-A	Amber Light Only	100	N/A
TS-63010-AK	Amber Kit, Includes Rubber Grommet and 90 degree 3-Prong Plug	50	N/A
TL-63000-GM	Rubber Mounting Grommet	100	50
TL-62000-GM	Rubber Mounting Grommet	50	N/A
WL-70012-3	90 Degree 3-Prong Plug	500	50
WL-700112-3	Straight 3-Prong Plug	500	50

## 6" OVAL MID-TURN SIGNAL LIGHT

Mid turn light provides for side marker  
 Reflex reflector built into lens  
 Polycarbonate lens sonically welded to housing  
 Shock mount design to prolong bulb life  
 Uses industry standard 3-prong plug  
 Grease filled terminals to prevent corrosion  
 Requires mounting grommet and plug to complete installation  
 Available as individual unit or kit

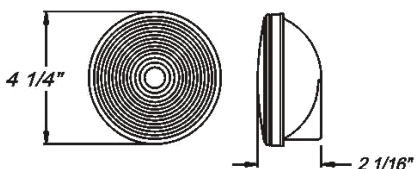


Part Number	Description	Box Qty	Inner Box Qty
TS-64010-A	Amber Light Only	100	N/A
TS-64010-AK	Amber Kit, Includes Rubber Grommet and 90 degree 3-Prong Plug	50	N/A
TL-63000-GM	Rubber Mounting Grommet	100	50
TL-62000-GM	Rubber Mounting Grommet	50	N/A
WL-70012-3	90 Degree 3-Prong Plug	500	50
WL-700112-3	Straight 3-Prong Plug	500	50



Incandescent  
Lights

## 4" ROUND BACK UP LIGHT



Polycarbonate lens sonically welded to housing

Shock mount design to prolong bulb life

Uses industry standard 2-prong plug

Grease filled terminals to prevent corrosion

Requires mounting grommet and plug to complete installation

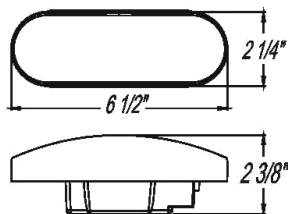
Available as individual unit or kit



Part Number	Description	Box Qty	Inner Box Qty
RL-43010-C	Clear Light Only	100	N/A
RL-43010-CK	Clear Kit, Includes Rubber Grommet and 90 degree 2-Prong Plug	50	N/A
TL-4300-BRK	Plastic Snap In Mounting Bezel, Black	50	N/A
TL-43000-GM	Rubber Mounting Grommet	100	50
WL-70012-2	90 Degree 2-Prong Plug	500	50
WL-700112-2	Straight 2-Prong Plug	500	50



## 6" OVAL BACK UP LIGHT



Polycarbonate lens sonically welded to housing

Shock mount design to prolong bulb life

Uses industry standard 2-prong plug

Grease filled terminals to prevent corrosion

Requires mounting grommet and plug to complete installation

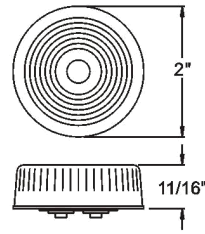
Available as individual unit or kit



Part Number	Description	Box Qty	Inner Box Qty
RL-63010-C	Clear Light Only	100	N/A
RL-63010-CK	Clear Kit, Includes Rubber Grom-	50	N/A
TL-63000-GM	Rubber Mounting Grommet	100	50
TL-62000-GM	Rubber Mounting Grommet	50	N/A
WL-70012-2	90 Degree 2-Prong Plug	500	50
WL-700112-2	Straight 2-Prong Plug	500	50

## SEALED 2" ROUND CLEARANCE/SIDE MARKER LIGHT

Polycarbonate lens sonically welded to housing  
Uses industry standard 2-prong plug  
Meets P2 and PC rating when properly mounted on 45 degree angle  
Grease filled terminals to prevent corrosion  
Requires rubber grommet and 2-prong plug to complete installation



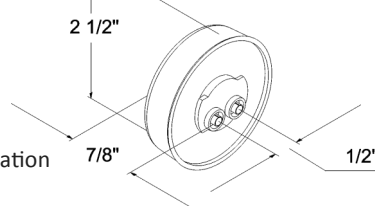
**P2/PC RATED**

Part Number	Description	Box Qty	Inner Box Qty
CL-22010-A	2" Round Amber Light	400	50
CL-22010-R	2" Round Red Light	400	50
CL-22010-AK	2" Round Amber Kit, Includes Grommet and Plug	240	40
CL-22010-RK	2" Round Red Kit, Includes Grommet and Plug	240	40
CL-22000-GM	2" Rubber Mounting Grommet	200	50
WL-70006-2	6" Long Right Angle 2-Prong Plug	500	100
WL-70018-2	18" Long Right Angle 2-Prong Plug	500	100
CL-22000-GMK	Rubber Grommet Kit, Includes 6" 2-Prong Plug	400	100




## SEALED 2.5" ROUND CLEARANCE/SIDE MARKER LIGHT

Polycarbonate lens sonically welded to housing  
Uses industry standard 2-prong plug  
Built in reflex reflector  
Grease filled terminals to prevent corrosion  
Requires rubber grommet and 2-prong plug to complete installation

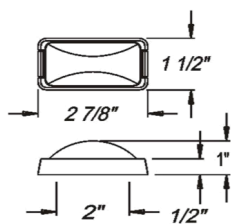


Part Number	Description	Box Qty	Inner Box Qty
CL-26010-A	2.5" Round Amber Light	400	50
CL-26010-R	2.5" Round Red Light	400	50
CL-26010-AK	2.5" Round Amber Kit, Includes	200	20
CL-26010-RK	2.5" Round Red Kit, Includes	200	20
CL-26000-GM	2.5" Rubber Mounting Grommet	200	100
CL-26001-GM	2.5" Rubber Mounting Grommet,	200	100
WL-70006-2	6" Long Right Angle 2-Prong Plug	500	100
WL-70018-2	18" Long Right Angle 2-Prong Plug	500	100
CL-26001-GMK	Flush Mount Rubber Grommet Kit,	200	100



## MINI RECTANGULAR CLEARANCE/SIDE MARKER LIGHT

**P2/PC RATED**



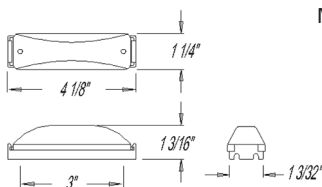
Polycarbonate lens sonically welded to housing  
Uses industry standard 2-prong plug or single prong plug  
Meets P2 and PC rating when properly mounted on 45 degree angle  
Grease filled terminals to prevent corrosion  
Can be used as flush mount with grommet or surface mount with bezel



Part Number	Description	Box Qty	Inner Box Qty
CL-23010-A	Amber Light Only	400	50
CL-23010-R	Red Light Only	400	50
CL-23010-C	Clear Light Only	400	50
CL-23000-GM	Rubber Mounting Grommet	500	250
CL-23010-GM	Rubber Mounting Grommet	500	50
WL-70006-2	6" Long Right Angle 2-Prong Plug	500	100
WL-70018-2	18" Long Right Angle 2-Prong Plug	500	100
BRK-30013-B	Black Bezel, uses Single Prong Plug	400	100
BRK-30013-C	Chrome Bezel, uses Single Prong Plug	400	100
BRK-30014-B	Black Bezel, Open Back uses 2 Prong Plug	400	100
BRK-30014-C	Chrome Bezel, Open Back uses 2 Prong Plug	400	100
WL-70018-S	18" Single Prong Plug	500	100

## SEALED DUAL BULB CLEARANCE/SIDE MARKER LIGHT

**PC RATED**



Polycarbonate lens sonically welded to housing  
Two bulb design to increase light output  
Meets P2 and PC rating when properly mounted on 45 degree angle  
Mounts on 3.00" centers  
Grease filled terminals to prevent corrosion  
Requires mounting bezel to complete installation  
Available with black or chrome mounting bezel




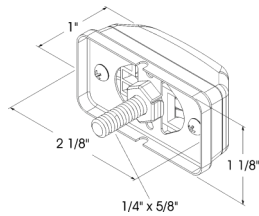
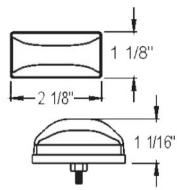
Part Number	Description	Box Qty	Inner Box Qty
CL-21010-A	Amber Dual Bulb Light	400	50
CL-21010-R	Red Dual Bulb Light	400	50
BRK-31013-B	Black Self Grounding Bezel	500	100
BRK-31013-C	Chrome Self Grounding Bezel	500	100

## MINI STUD MOUNT RECTANGULAR CLEARANCE/SIDE MARKER LIGHT

Polycarbonate lens sonically welded to housing

Stud mount version for easy installation

Grounds through mounting stud



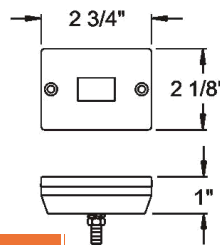
Part Number	Description	Box Qty	Inner Box Qty
CL-25010-AB	Amber Light Only	300	50
CL-25010-RB	Red Light Only	300	50

## RECTANGULAR CLEARANCE/SIDE MARKER LIGHT STUD MOUNT WITH REFLECTIVE LENS



Self grounding mounting stud for easy installation

Single Wire Design

Built in reflex reflector



**AP2  
RATED**



Part Number	Description	Box Qty	Inner Box Qty
CL-43010-A	Amber Light Only	250	N/A
CL-43010-R	Red Light Only	250	N/A

## SURFACE MOUNT CLEARANCE/SIDE MARKER LIGHT WITH REFLECTIVE LENS

Polycarbonate lens sonically welded to housing

Replaceable bulbs

Built in reflex reflector



Part Number	Description	Box Qty	Inner Box Qty
CL-400010-A	Amber Clearance Light, Surface Mount	100	N/A
CL-400010-R	Red Clearance Light, Surface Mount	100	N/A



## OBLONG CLEARANCE/SIDE MARKER LIGHT WITH SNAP ON REFLECTIVE LENS

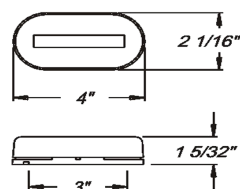
Features acrylic snap on lens

Mounts on industry standard 3.00" centers

Single wire design is self grounding

Built in reflex reflector

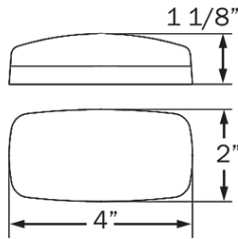
**AP2  
RATED**



Part Number	Description	Box Qty	Inner Box Qty
CL-42010-A	Amber Oblong Light Only	200	50
CL-42010-R	Red Oblong Light Only	200	50

## OBLONG CLEARANCE/SIDE MARKER LIGHT WITH TWIST IN BULB AND REFLECTIVE LENS

Lens snaps onto base to form single unit  
Two wire design  
Built in reflex reflector  
Available with black or white base



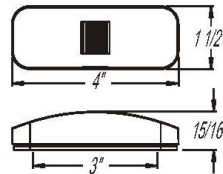
**AP2  
RATED**




Part Number	Description	Box Qty	Inner Box Qty
CL-44010-A	Amber Light with White Base	100	N/A
CL-44010-R	Red Light with White Base	100	N/A
CL-44010-AB	Amber Light with Black Base	100	N/A
CL-44010-RB	Red Light with Black Base	100	N/A

## RECTANGULAR CLEARANCE/SIDE MARKER LIGHT WITH REFLECTIVE LENS

Lens snaps onto base to form single unit  
Available in both self grounding and two wire designs  
Built in reflex reflector  
Replacement lenses available  
Mounts on 3.00" centers



**AP2  
RATED**



Part Number	Description	Box Qty	Inner Box Qty
CL-46011-A	Amber Light, Self Grounding,	200	N/A
CL-46011-R	Red Light, Self Grounding, with	200	N/A
CL-46010-A	Amber Light with Two Wire	200	N/A
CL-44010-R	Red Light with Two Wire White	200	N/A
CL-46000-AL	Replacement Amber Lens	100	N/A
CL-46000-RL	Replacement Amber Lens	100	N/A

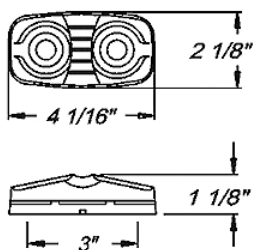
**P2 RATED**

## BULLS EYE CLEARANCE/SIDE MARKER LIGHT WITH SNAP ON LENS

Lens snaps onto base to form single unit

Two Bulb Style

Mounts on 3.00" centers



Part Number	Description	Box Qty	Inner Box Qty
CL-65010-A	Amber Light Only	200	N/A
CL-65010-R	Red Light Only	200	N/A

Incandescent  
Lights

**P2 RATED**

## SEALED DUAL BULB FENDER MOUNT MARKER LIGHT

Polycarbonate lens sonically welded to housing

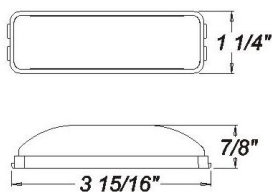
Two bulb design to increase light output

Mounts on 3.00" centers

Grease filled terminals to prevent corrosion

Requires mounting bezel to complete installation

Available with flat or curved mounting bezel



Part Number	Description	Box Qty	Inner Box Qty
FM-21010-A/R	Fender Mount Light Only	200	50
BRK-31013-B	Black Mounting Bracket, Self Grounding	500	100
BRK-31013-C	Chrome Mounting Bracket, Self Grounding	500	100
FM-21000-BRK-C	Black Mounting Bracket, with Curved Design	200	50

Incandescent  
Lights

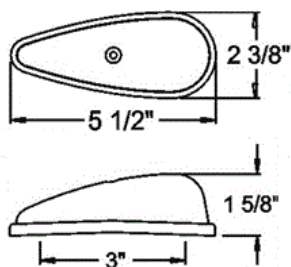
**P2/PC RATED**

## TEAR DROP MARKER/CAB LIGHT

Gray base mounts on 3" centers

Replaceable lens and bulb

Includes both lead and ground wires

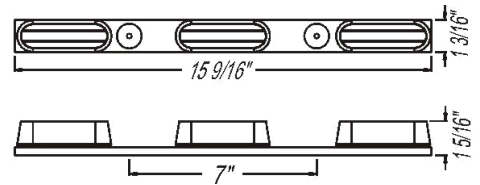


Part Number	Description	Box Qty	Inner Box Qty
CL-56010-A	Amber Light Only	200	50

## STANDARD IDENTIFICATION LIGHT BAR

ID light bar for over 80" applications  
Steel bar with black powder coat finish  
Mounts on 7.00" centers  
Pre-wired for easy installation  
Replacement lenses available

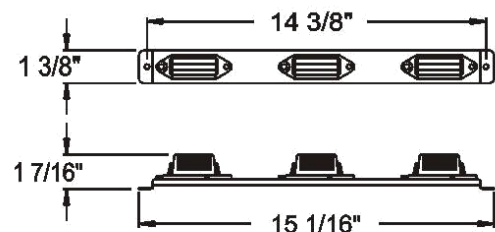
Part Number	Description	Box Qty	Inner Box Qty
ID-83010-R	Light Bar Only	100	10
CL-83000-R	Replacement Lens	Any	Any



## STANDARD IDENTIFICATION LIGHT BAR

ID light bar for over 80" applications  
Steel bar with white powder coat finish  
Mounts on 14-3/8" centers  
Pre-wired for easy installation

Part Number	Description	Box Qty	Inner Box Qty
ID-84010-R	Light Bar Only	100	N/A

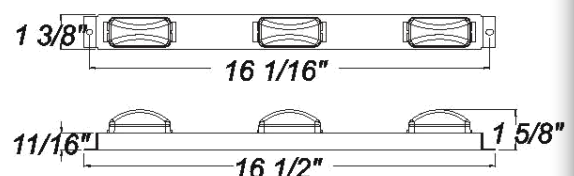


## STAINLESS STEEL IDENTIFICATION LIGHT BAR

ID light bar for over 80" applications  
Stainless steel bar with submersible lights  
Mounts on 16-1/16" centers  
Pre-wired for easy installation  
Replacement lights available

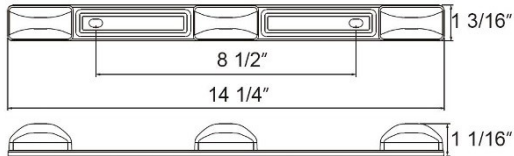


Part Number	Description	Box Qty	Inner Box Qty
ID-85010-R	Light Bar Only	100	10



## STAINLESS STEEL IDENTIFICATION LIGHT BAR

ID light bar for over 80" applications  
Stainless steel bar with submersible lights  
Mounts on 8.50" centers  
Pre-wired for easy installation



Part Number	Description	Box Qty	Inner Box Qty
ID-86010-R	Light Bar Only	50	N/A



## PLASTIC IDENTIFICATION LIGHT BAR

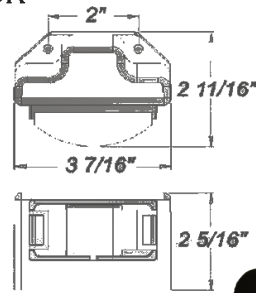
ID light bar for over 80" applications  
Black polycarbonate bar with submersible lights  
Mounts on 16-1/16" centers  
Pre-wired for easy installation  
Replacement lights available



Part Number	Description	Box Qty	Inner Box Qty
ID-87110-R	Light Bar Only	50	10

## SUBMERSIBLE LICENSE PLATE ILLUMINATOR

Polycarbonate lens sonically welded to base  
Grease filled terminals to prevent corrosion  
Mounts on 2.00" centers  
Pre-wired for easy installation  
Replacement lights available  
Black ABS housing with light and industry standard 2-prong plug

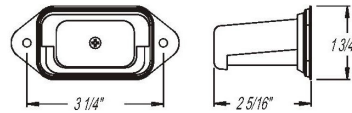


Part Number	Description	Box Qty	Inner Box Qty
LPI-40010-K	Kit Includes Light, Housing,	300	100

Incandescent  
Lights

## SURFACE MOUNT LICENSE PLATE ILLUMINATOR

Polycarbonate lens and ABS housing  
Mounts on 3.25" centers  
Pre-wired for easy installation

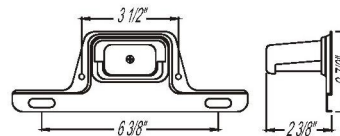


Part Number	Description	Box Qty	Inner Box Qty
LPI-44010-C	Light Only	100	N/A

Incandescent  
Lights

## LICENSE PLATE ILLUMINATOR MOUNTED ON STEEL BRACKET

Polycarbonate lens and ABS housing  
Mounts on 3.50" centers  
Pre-wired for easy installation  
Includes steel black powder coated license plate bracket



Part Number	Description	Box Qty	Inner Box Qty
LPI-43010-K	Light and Bracket Assembly	100	10



## SURFACE MOUNT LICENSE PLATE ILLUMINATOR

Mounts on 3-7/16" centers  
Pre-wired for easy installation

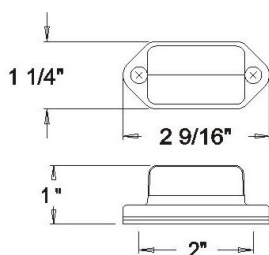


Part Number	Description	Box Qty	Inner Box Qty
LPI-46010-B	Light Only	200	N/A



## SURFACE MOUNT LICENSE PLATE ILLUMINATOR

Stainless steel brass housing with hooded shield to prevent upward glare  
Mounts on 2.00" centers  
Pre-wired for easy installation




Part Number	Description	Box Qty	Inner Box Qty
LPI-73010-C	Light Only	500	50



## SURFACE MOUNT LICENSE PLATE ILLUMINATOR

Snap in design fits into 1.25" hole  
Available in self grounding or two wire design  
Two units required for legal license illumination  
Pre-wired for easy installation

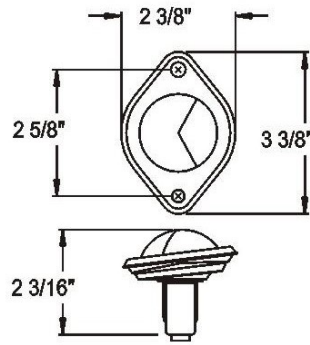


Part Number	Description	Box Qty	Inner Box Qty
LPI-75010-C	Self Grounding Light	500	50
LPI-75010-C2	Two Wire Light only	500	50

## LICENSE PLATE ILLUMINATOR

Chrome plated housing  
Polycarbonate lens  
Two units required for legal license illumination  
Pre-wired for easy installation  
Mounts on 2-5/8" centers

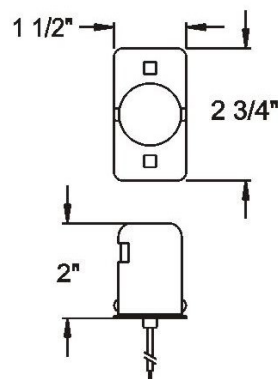
Part Number	Description	Box Qty	Inner Box Qty
LPI-76010-C	Light only	200	50



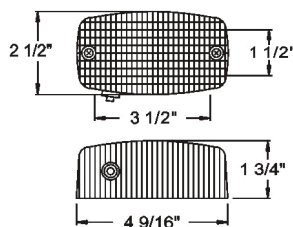
## LICENSE PLATE ILLUMINATOR

Chrome plated housing  
Mounting ears for surface mount  
Pre-wired for easy installation  
Mounts on 2.00" centers

Part Number	Description	Box Qty	Inner Box Qty
LPI-77010-C	Light only	100	20



## INTERIOR DOME LIGHT

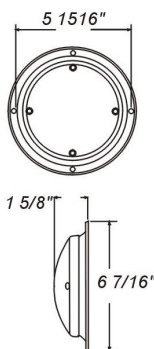


Durable polycarbonate lens  
Includes on/off switch  
Pre-wired for easy installation  
Mounts on 3.5" centers

Part Number	Description	Box Qty	Inner Box Qty
DL-02010-CS	Light with On/Off Switch	100	20



## 6" ROUND INTERIOR DOME LIGHT



Stainless steel base  
Available with and without switch  
Pre-wired for easy installation

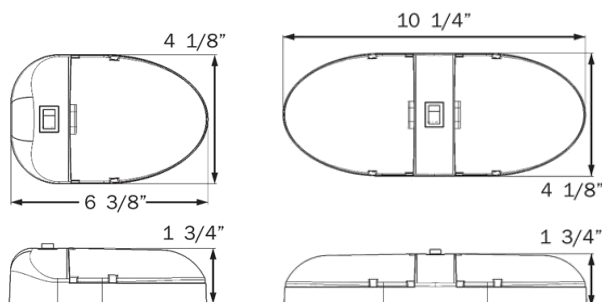
Part Number	Description	Box Qty	Inner Box Qty
IL-03010-C	Light Only	50	N/A
IL-03010-CS	Light with Switch	50	N/A



## INTERIOR RV PANCAKE LIGHT



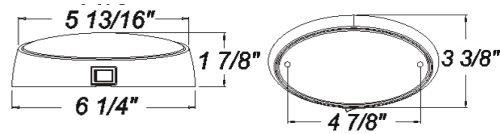
CSA and UL listed  
Available in both single and double  
Pre-wired for easy installation  
Includes on/off switch  
Replacement bulbs and lenses available



Part Number	Description	Box Qty	Inner Box Qty
IL-04010-SW	Single Light with	100	N/A
IL-04010-DW	Double Light with	50	N/A
IL-04000-B	Replacement Bulb	50	N/A
IL-04000-L	Replacement Lens	50	N/A

## EURO STYLE PORCH LIGHT

CSA approved porch light  
Available with and without switch  
Pre-wired for easy installation  
Snap on replaceable lens



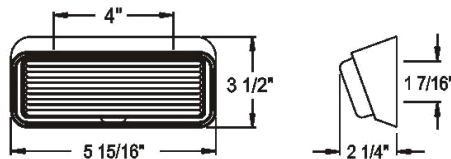
Part Number	Description	Box Qty	Inner Box Qty
DL-04010-C	Light with Clear Lens, White Base, No switch	50	N/A
DL-04010-CS	Light with Clear Lens, White Base, with Switch	50	N/A
DL-04010-CB	Light with Clear Lens, Black Base, No Switch	50	N/A
DL-04010-CSB	Light with Clear Lens, Black Base, with Switch	50	N/A
DL-04010-A	Light with Amber Lens, White Base, No Switch	50	N/A
DL-04010-AS	Light with Amber Lens, White Base, with Switch	50	N/A
DL-04010-AB	Light with Amber Lens, Black Base, No Switch	50	N/A
DL-04010-ASB	Light with Amber Lens, Black Base, with Switch	50	N/A
DL-04000-L	Replacement Clear Lens	50	N/A



Incandescent  
Lights

## PORCH LIGHT

CSA approved porch light  
Available with and without switch  
Pre-wired for easy installation  
Snap on replaceable lens




Part Number	Description	Box Qty	Inner Box Qty
DL-03010-C	Light with Clear Lens, White Base, No switch	100	20
DL-03010-CS	Light with Clear Lens, White Base, with Switch	100	20
DL-03010-CB	Light with Clear Lens, Black Base, No Switch	100	20
DL-03010-CSB	Light with Clear Lens, Black Base, with Switch	100	20
DL-03010-A	Light with Amber Lens, White Base, No Switch	100	20
DL-03010-AS	Light with Amber Lens, White Base, with Switch	100	20
DL-03010-AB	Light with Amber Lens, Black Base, No Switch	100	20
DL-03010-ASB	Light with Amber Lens, Black Base, with Switch	100	20
DL-03010-L	Replacement Clear Lens	100	N/A




**5" ROUND WORK/AG LIGHT**

Replaceable sealed beam light  
Includes both lead and ground wires  
Includes mounting hardware



Part Number	Description	Box Qty	Inner Box Qty
UL-41010-C	Work Light	100	10

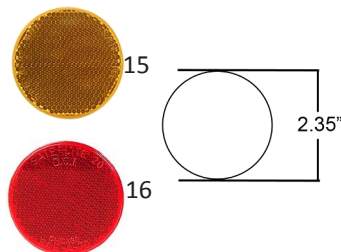
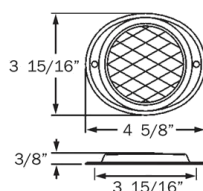
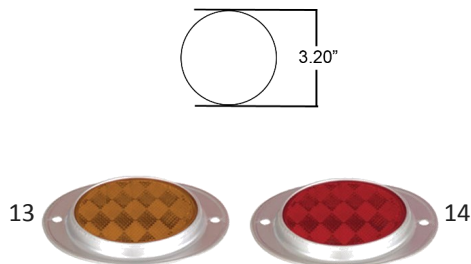


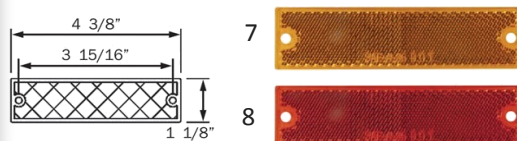
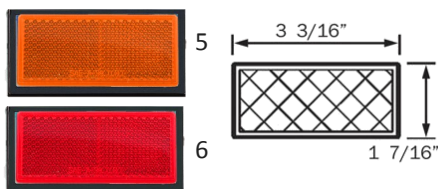
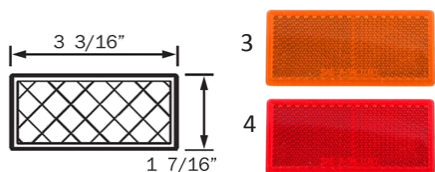
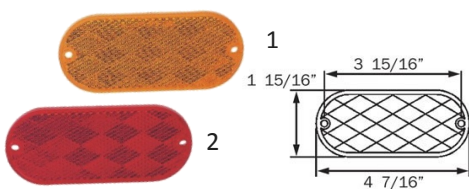
# Incandescent Lights



# Mountings Brackets Accessories

## REFLEX REFLECTORS

Acrylic reflective lens  
Surface mount



Pic #	Part Number	Description	Box Qty	Inner Box Qty
1	RR-62033-A	Amber Reflector Only	500	50
2	RR-62033-R	Red Reflector Only	500	50
3	RR-61033-A	Amber Reflector Only	800	200
4	RR-61033-R	Red Reflector Only	800	200
5	RR-60033-A	Amber Reflector Only	800	200
6	RR-60033-R	Red Reflector Only	800	200
7	RR-63033-A	Amber Reflector Only	500	50
8	RR-63033-R	Red Reflector Only	500	50
9	RR-60034-A	Amber Reflector Only	800	200
10	RR-60034-R	Red Reflector Only	800	200
11	RR-43034-A	Amber Reflector Only	500	50
12	RR-43034-R	Red Reflector Only	500	50
13	RR-43033-A	Amber Reflector Only	500	50
14	RR-43033-R	Red Reflector Only	500	50
15	RR-22032-A	Amber Reflector Only	500	50
16	RR-22032-R	Red Reflector Only	500	50

## CONSPICUITY / D.O.T. TAPE

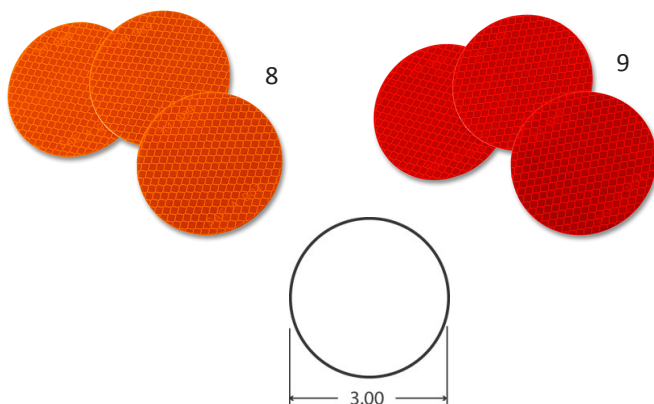

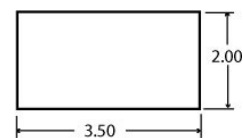

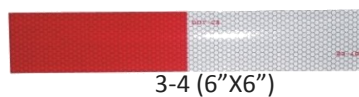
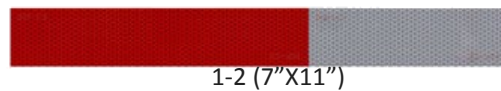
Meets FVSS 108 and CONTRAN

Comes in 150' rolls

10 year grade

Available perforated or continuous

Pic #	Part Number	Description	Box Qty	Inner Box Qty
1	RT2-0711-C	2" Wide Continuous (7"X11")	10	1
2	RT2-0711-P	2" Wide Perforated (7"X11")	10	1
3	RT2-0606-C	2" Wide Continuous (6"X6")	10	1
4	RT2-0606-P	2" Wide Perforated (6"X6")	10	1
5	RT1-0606-C	1" Wide Continuous (6"X6")	10	1
6	RT-0235-A	Rectangular Stick on Reflector, Amber	500	100
7	RT-0235-R	Rectangular Stick on Reflector, Red	500	100
8	RT-3003-A	Round Stick on Reflector, Amber	500	100
9	RT-3003-R	Round Stick on Reflector, Red	500	100



### 3/4" LIGHT ACCESSORIES



Pic #	Part Number	Description	Box Qty	Inner Box Qty
1	CL-11000-GM	Grommet	100	N/A
2	CL-11001-GM	Sealing Grommet	100	N/A
3	CL-11000-SS	Stainless Steel Ring	100	N/A



### 2" LIGHT ACCESSORIES



Pic #	Part Number	Description	Box Qty	Inner Box Qty
1	CL-22000-GM	Grommet	200	50
2	CL-22000-GMK	Grommet and Plug Kit	400	100
3	BRK-22000-B	Black Powder Coated	50	10




### 2.5" LIGHT ACCESSORIES



Pic #	Part Number	Description	Box Qty	Inner Box Qty
1	CL-26000-GM	Recessed Mount Grommet Only	200	50
2	CL-26001-GM	Flush Mount Grommet Only	200	50
3	CL-26002-GM	Grommet	400	50
4	CL-26001-GMK	Grommet and Plug Kit	400	100
5	BRK-26000-B	Black Powder Coated Mounting Bracket	50	10

## 4" LIGHT ACCESSORIES

Pic #	Part Number	Description	Box Qty	Inner Box Qty
1	TL-43000-GM	Grommet	100	50
2	BRK-43000-B	Black Powder Coated Mounting Bracket	50	10
3	TL-43001-SS	Stainless Steel Ring	100	50
4	TL-43000-BRK	Bracket Only	100	1




## 6" OVAL LIGHT ACCESSORIES


Pic #	Part Number	Description	Box Qty	Inner Box Qty
1	TL-63000-GM	Grommet	100	50
2	TL-62000-GM	Thick Mount Grommet	50	10
3	TL-63000-SS	Stainless Steel Bracket	100	50
4	TL-63300-CH	Chrome Bezel	100	50



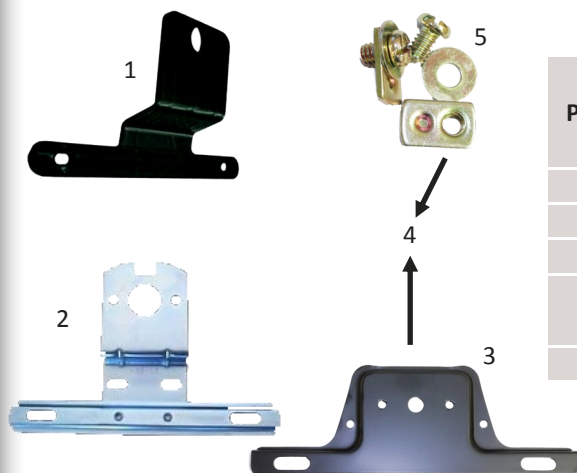
## CONNECTION ACCESSORIES



Pic #	Part Number	Description	Box Qty	Inner Box Qty
1	WL-70012-3	12" long, 3-Prong Plug Only	500	50
2	WL-70113-2	12" long, 3-Prong Plug Only	500	50
3	WL-70012-2	12" long, 2-Prong Plug Only	500	50
4	WL-70012-2	12" long, 2-Prong Plug Only	500	50
5	WL-72012-3	Weather Pack Connection	50	N/A
6	WL-71012-3	Weather Pack to PC3	50	N/A
7	LE-0014-3	Load Equalizer	100	N/A
8	WL-70006-2	6" long, 2-Prong Plug Only	500	100
9	WL-70018-2	18" long, 2-Prong Plug Only	500	100
10	WL-70018-S	18" long, Single Plug Only	500	100



## LICENSE PLATE BRACKET




Pic #	Part Number	Description	Box Qty	Inner Box Qty
1	LPB-90016-P	Plastic Bracket Only	300	50
2	LPB-90017-S	Zinc Plated Bracket Only	100	1
3	LPB-90018-S	Metal Bracket Only	250	25
4	LPB-90018-SK	Metal Bracket and	250	25
5	LPHW-43010	Hardware	1000	100

## BRACKET FOR CLEARANCE LIGHTS

Mounts on 3" centers and grounds through mounting hardware  
Available in chrome and black

Part Number	Description	Box Qty	Inner Box Qty
BRK-31013-B	Black Bezel Only	500	100
BRK-31013-C	Chrome Bezel Only	500	100



## BRACKET FOR CLEARANCE LIGHTS

Mounts on 2" centers  
Available in chrome and black  
Comes with mounting gasket

Pic #	Part Number	Description	Box Qty	Inner Box Qty
1	BRK-30014-B	Black Bezel Only	500	50
2	BRK-30014-C	Chrome Bezel Only	500	50
3	BRK-30013-B	Black Bezel Only	500	50
4	BRK-30013-C	Chrome Bezel Only	500	50



1



2



3



4



## CHROME BEZEL FOR SURFACE MOUNT CLEARANCE LIGHT


Decorative chrome bezel  
Easy to install

Part Number	Description	Box Qty	Inner Box Qty
CL-29000-BZL	Chrome Bezel Only	500	100



# BREAKAWAY KITS

...







Pic #	Part Number	Description	Box Qty	Inner Box Qty
1	PTC-BAK-C	Breakaway kit –Includes plastic battery box, 5.0 AH battery, battery charger, and switch	10	N/A
2	PTC-BAK-NC	Breakaway kit –Includes plastic battery box, 5.0 AH battery, and switch	10	N/A
3	PTC-BB	Plastic battery box	12	N/A
4	PTC-BAS	Breakaway switch	100	10
5	PTC-BAS-CA	Breakaway switch cable assembly	50	100
6	PTC-BC	Battery charger	200	100
7	5.0 AH	5.0 AH Breakaway battery	10	N/A

## ELECTRIC ACCESSORIES

...

Pic #	Part Number	Description	Box Qty	Inner Box Qty
1	WRV-6000-1	6-Way round male connector	20	200
2	WRVF-6000-1	6-Way round female connector zinc plated	10	100
3	WRV-7000-1	7-Way round male connector	10	100
4	WRVF-7000-1	7-Way round female	10	100
5	WRV-7000-2	7-Way round male molded	10	100
6	WRV-70010-1	10' 7-Way round molded	18	N/A
7	WRV-70007-1	7' 7-Way round molded	22	N/A
8	WW-70025-4C	25' 4-Way wishbone harness convoluted tubing includes 42" ground wire	25	50
9	WW-6001-18-4	18" 4-Way straight harness	25	200
10	WW-6001-48-	48" 4-Way straight harness	25	200
11	WW-70020-4	20' 4-Way wishbone harness	25	50
12	WW-70025-4	25' 4-Way wishbone harness	25	50
13	WW-70030-4	30' 4-Way wishbone harness	25	50
14	WW-70035-4	35' 4-Way wishbone harness	0	25
15	WW-70030-5	30' 5-Way wishbone harness with 42" ground wire and 60" blue wire	0	30
16	WW-70025-5	25' 5-Way wishbone harness with 42" ground wire and 60" blue wire	0	40



## Federal Lighting Requirements for all Trailers

**IMPORTANT NOTE:** Every lamp, reflex reflector & conspicuity treatment must be permanently attached in the location specified below & must comply with all applicable requirements prescribed for it by FMVSS/CMVSS 108. The face of any device on the front/rear & sides should be, respectively perpendicular & parallel to the vehicle's centerline, unless it is photometrically certified at installation angle. No part of the vehicle shall prevent any device from meeting its prescribed requirements unless an auxiliary device meeting all prescribed requirements is installed.

**IN CANADA:** Manufacturers & importers of vehicles must have the proper certification test records demonstrating compliance of lighting components with all prescribed requirements.

### BASIC EQUIPMENT REQUIRED ON ALL TRAILERS

DESCRIPTION				MANDATORY REQUIREMENTS			
Area	Equipment	SAE Lens Coding	Functional Purpose	Quantity	Color	Location	Height mm(in.) from the ground
1	Tail Lamps	(T)	Indicate vehicle's presence and width	Minimum 2	Red	On the rear - symmetrical as far apart as practicable	380-1830 (15-72)
	Stop Lamps	(S)	Indicate braking	Minimum 2	Red	On the rear - symmetrical as far apart as practicable	380-1830 (15-72)
	Rear Turn Signal Lamps	(I)	Indicate direction of turn	Minimum 2	Red or Yellow	On the rear - symmetrical as far apart as practicable	380-2110 (15-83)
	Rear Reflex Reflectors	(A)	Indicate vehicle's presence and width	Minimum 2	Red	On the rear - symmetrical as far apart as practicable facing rearward	380-1530 (15-60)
2	License Plate Lamp(s)	(L)	Illuminates license plate	Minimum 1	White	On the rear - above or at the sides of license plate	No requirement
3	Rear Side Marker Lamps *photometrically certified at installation angle	(P2, PC* or P3, PC2*)	Front and rear side marker lamps / side reflex reflectors indicate vehicle's presence and length	Minimum 2	Red	Each side at rear as far back as practicable	380-1530 (15-60) no max. for veh. under 2032mm (80") wide
	Rear Side Reflex Reflectors	(A)		Minimum 2	Red	Each side at rear as far back as practicable facing sideward	380-1530 (15-60)
4	a Front Side Marker Lamps *photometrically certified at installation angle	(P2, PC* or P3, PC2*)		Minimum 2	Yellow	Each side at front as far forward as practicable	380 (15) minimum
	b Front Side Reflex Reflectors	(A)		Minimum 2	Yellow	Each side at front as far forward as practicable facing sideward	380-1530 (15-60)

### ADDITIONAL EQUIPMENT FOR TRAILERS EXCEEDING THE FOLLOWING PARAMETERS

#### Length 9.1m (30 ft.) or longer

DESCRIPTION				MANDATORY REQUIREMENTS			
Area	Equipment	SAE Lens Coding	Functional Purpose	Quantity	Color	Location	Height mm(in.) from the ground
5	a Intermediate Side Marker Lamps	(P2 or P3)	Indicate presence of a long vehicle	Minimum 2	Yellow	Each side near center facing sideward	380 (15) minimum
	b Intermediate Side Reflex Reflectors	(A)	Indicate presence of a long vehicle	Minimum 2	Yellow	Each side near center facing sideward	380-1530 (15-60)

#### Width 2032mm (80 in.) or wider

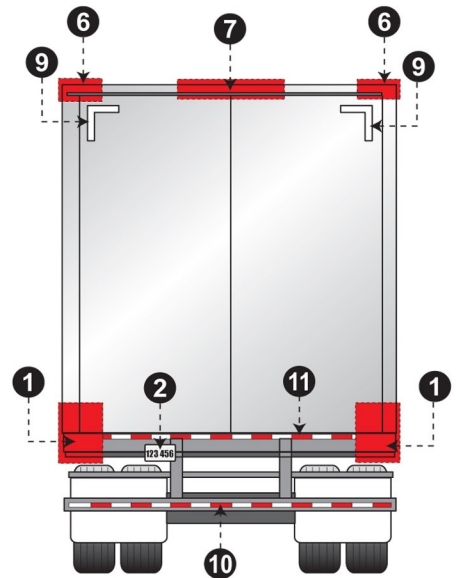
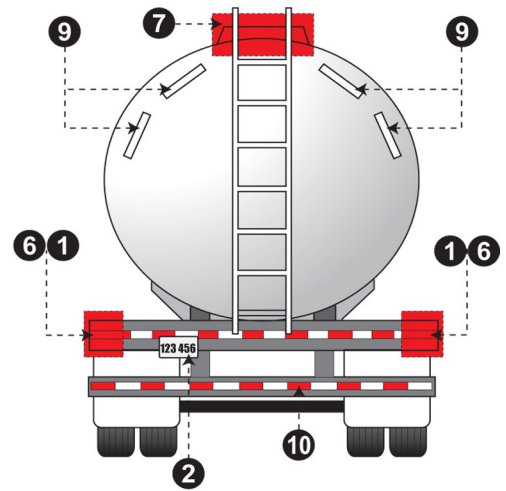
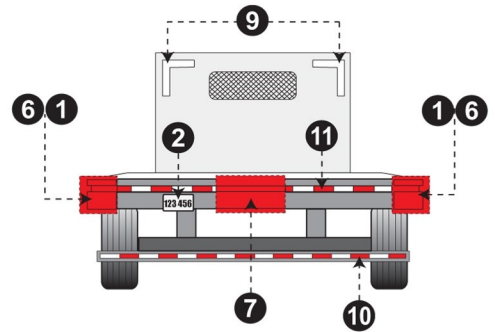
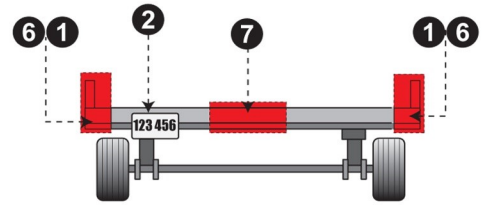
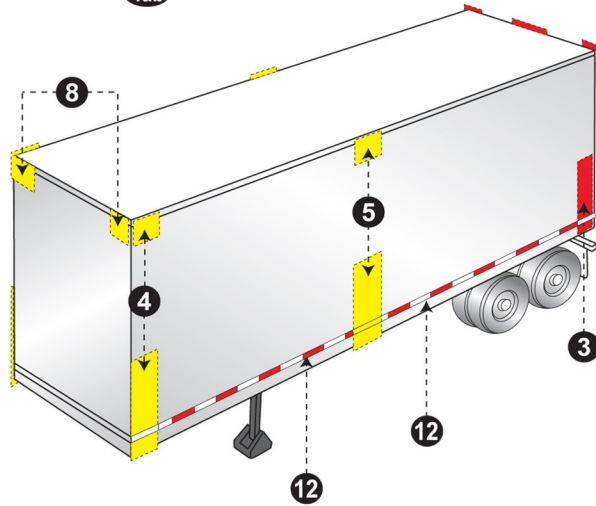
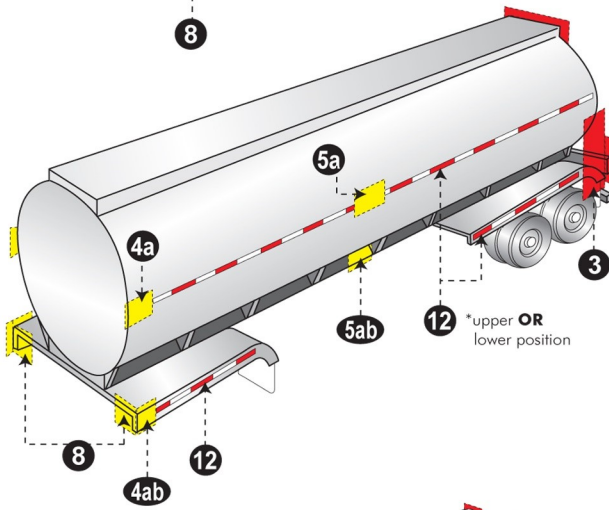
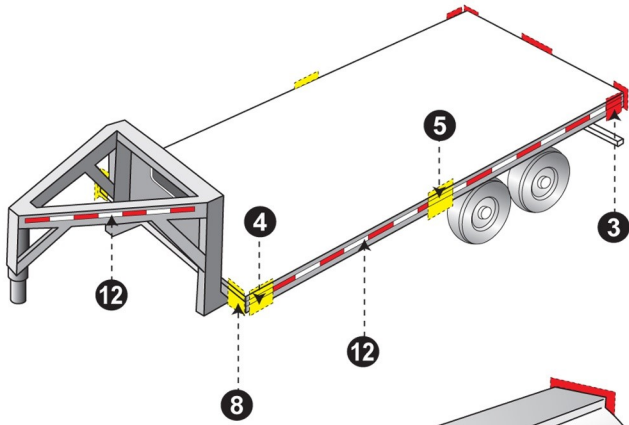
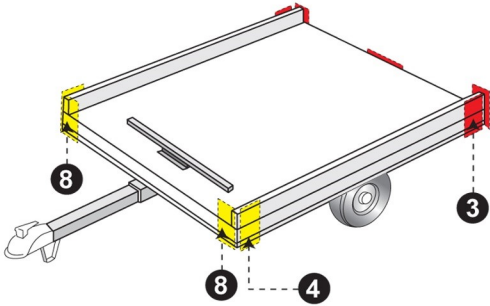
DESCRIPTION			MANDATORY REQUIREMENTS				
Area	Equipment	SAE Lens Coding	Functional Purpose	Quantity	Color	Location	Height
6	Rear Clearance Lamps *photometrically certified at installation angle	(P2, PC* or P3, PC2*)	Show vehicle's width MAY NOT be combined with tail lamps	Minimum 2	Red	At widest point - symmetrical on the rear or near the rear facing rearward	As high as practicable may be lower only if ID lamps are at the top
7	Rear Identification (ID) Lamps	(P2 or P3)	Indicate presence of a wide vehicle	Exactly 3	Red	On the rear - center horizontally spaced 150mm (6 in.) to 300mm (12 in.) apart facing rearward	At the top - may be lower if door header narrower than 25mm
8	Front Clearance Lamps *photometrically certified at installation angle	(P2, PC* or P3, PC2*)	Show vehicle's width	Minimum 2	Yellow	At widest point - symmetrical on the front or near the front facing forward	As high as practicable

#### Width 2032mm (80 in.) or wider AND GVWR 4536 kg (10,000 lb.) or more

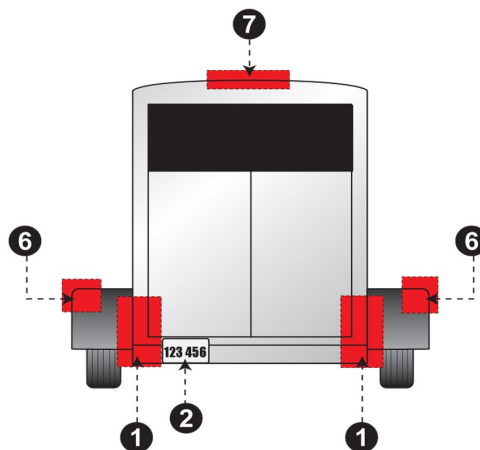
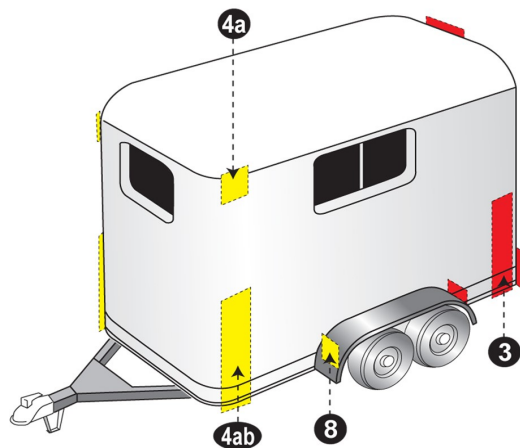
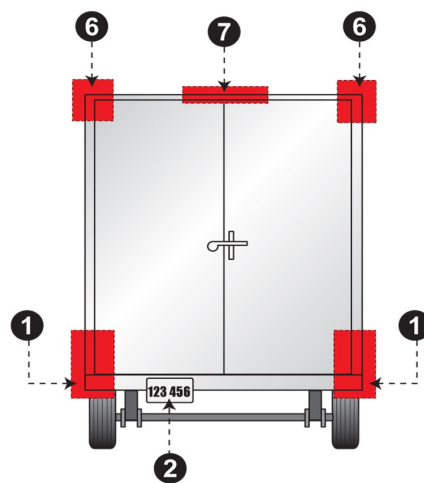
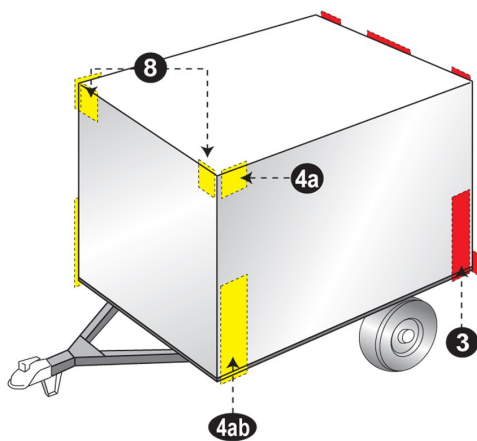
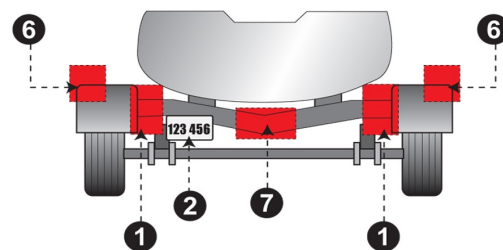
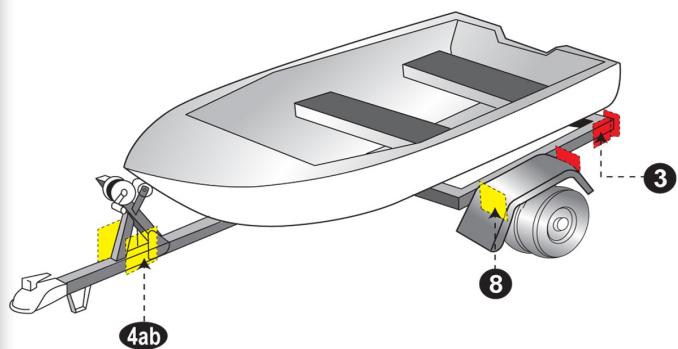
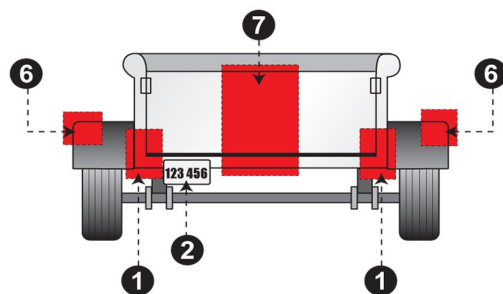
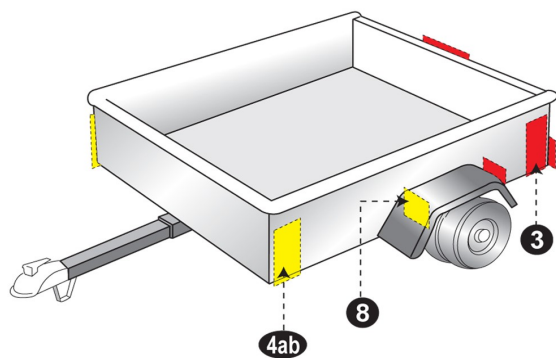
DESCRIPTION		MANDATORY REQUIREMENTS					
Area	Conspicuity Treatment	DOT Coding	Quantity	Color	Location	Height	Options
9	Rear Upper Body Markings	DOT-C DOT-C2 DOT-C3 DOT-C4	Exactly 2 pairs of 300mm long strips	White	On the rear upper corners facing rearward	At the top	Reflex reflectors may not be required if they are replaced in their required location with conspicuity treatment.  <b>Optional in Canada:</b> Rear lower body and side conspicuity treatment may also be solid white, solid yellow, or white and yellow.
10	Bumper Bar Marking		Continuous	Red/White	On the rear bumper bar's horizontal element full width - facing rearward	No requirement	
11	Rear Lower Body Marking		Continuous	Red/White (see options)	On the rear full width of the vehicle facing rearward	As horizontal as practicable and as close as practicable to the range of 375 to 1525mm from the ground	
12	Side Marking		(see location)	Red/White (see options)	Each side - facing sideward continuous, or evenly spaced over minimum of 50% of length starts and ends as close to the front and rear of the vehicle as practicable	As horizontal as practicable and as close as practicable to the range of 375 to 1525mm from the ground	

**NOTE:** The edge of red conspicuity tape shall not be closer than 75 mm to the edge of any amber lamp and the edge of white conspicuity tape shall not be closer than 75 mm to the edge of any lamp

## Federal Lighting Requirements for all Trailers



# Federal Lighting Requirements for all Trailers



# Federal Lighting Requirements for all Trucks, Buses, and MPVs

**IMPORTANT NOTE:** Every lamp, reflex reflector & conspicuity treatment must be permanently attached in the location specified below & must comply with all applicable requirements prescribed for it by FMVSS/CMVSS 108. The face of any device on the front/rear & sides should be, respectively perpendicular and parallel to the vehicle's centerline, unless it is photometrically certified at installation angle. No part of the vehicle shall prevent any device from meeting its prescribed requirements unless an auxiliary device meeting all prescribed requirements is installed.

**IN CANADA:** Manufacturers & importers of vehicles must have the proper certification test records demonstrating compliance of lighting components with all prescribed requirements.

## BASIC EQUIPMENT REQUIRED ON ALL TRUCKS, BUSES & MPVs

DESCRIPTION				MANDATORY REQUIREMENTS			
Area	Equipment	SAE Lens Coding	Functional Purpose	Quantity	Color	Location	Height mm(in.) from the ground
1	Headlamps - Lower Beam	(H, HR)	Forward road illumination	Minimum 2	White	On the front - symmetrical as far apart as practicable If 4 lamp system - outboard or above upper beams	560-1370 (22-54)
	Headlamps - Upper Beam	(H, HR)	Forward road illumination	Minimum 2	White	On the front - symmetrical If 4 lamp system - inboard or below lower beams	560-1370 (22-54)
	Parking Lamps	(P)	Indicate parked vehicle	Minimum 2	White or Yellow	On the front - symmetrical as far apart as practicable	380-1830 (15-72)
	Daytime Running Lamps (DRL)	(Y2)	Indicate in use vehicle	Minimum 2	White or Yellow	On the front - symmetrical as far apart as practicable	380 (15) min. Max. depends on type of DRL
	Front Turn Signal/Hazard Warning Lamps	(I)	Indicate direction of turn/identify disabled vehicle	Minimum 2	Yellow	On the front - symmetrical as far apart as practicable	380-2110 (15-83)
2	Front Clearance Lamps	(P2, PC* or P3, PC2*)	Show vehicle's width	Minimum 2	Yellow	At widest point - symmetrical on the front or near the front facing forward	As high as practicable
3	Front Identification Lamps (ID)	(P2 or P3)	Indicate presence of a wide vehicle	Exactly 3	Yellow	On the front - center horizontally spaced 150 mm (6 in.) to 300 mm (12 in.) apart	As high as practicable or on top of the cab
4	a Front Side Marker Lamps	(P2, PC* P3, PC2*)	Front and rear side marker lamps / side reflex reflector indicate vehicle's presence and length	Minimum 2	Yellow	Each side at front as far forward as practicable	380 (15) minimum
	b Front Side Reflex Reflectors	(A)		Minimum 2	Yellow	Each side at front as far forward as practicable facing sideward	380-1530 (15-60)
5	a Rear Side Marker Lamps **	(P2, PC* or P3, PC2*)		Minimum 2	Red	Each side at rear as far back as practicable	380 (15) minimum
	b Rear Side Reflex Reflectors **	(A)		Minimum 2	Red	Each side at rear as far back as practicable facing sideward	380-1530 (15-60)
6	Rear Clearance Lamps	(P2, PC* or P3, PC2*)	Show vehicle's width MAY NOT be combined with tail lamps	Minimum 2	Red	At widest point - symmetrical on the rear or near the rear facing rearward	As high as practicable may be lower only if rear ID lamps are at the top
7	Rear Identification (ID) Lamps	(P2 or P3)	Indicate presence of a wide vehicle	Exactly 3	Red	On the rear - center horizontally spaced 150mm (6 in.) to 300mm (12 in.) apart facing rearward	At the top may be lower if door header narrower than 25mm
8	Tail Lamps	(T)	Indicate vehicle's presence and width	Minimum 2	Red	On the rear - symmetrical as far apart as practicable	380-1830 (15-72)
	Stop Lamps	(S)	Indicate braking	Minimum 2	Red	On the rear - symmetrical as far apart as practicable	380-1830 (15-72)
	Rear Turn Signal/Hazard Warning Lamps	(I)	Indicate direction of turn/identify disabled vehicle	Minimum 2	Red or yellow	On the rear - symmetrical as far apart as practicable	380-2110 (15-83)
	Rear Reflex Reflectors	(A)	Show vehicle's presence and width	Minimum 2	Red	On the rear - symmetrical as far apart as practicable	380-1530 (15-60)
9	Backup Lamp	(R)	Illuminates ground behind the vehicle and alert road users	Minimum 1	White	Rear	No requirement
10	License Plate Lamp(s)	(L)	Illuminates license plate	Minimum 1	White	On the rear - above or at the sides of license plate	No requirement
11	Center High Mounted Stop Lamp	(U3)	Indicates braking	1	Red	On the rear - centerline of the vehicle	860 (34) minimum

## ADDITIONAL EQUIPMENT FOR SPECIFIC VEHICLES VEHICLES 9.1m (30 ft.) LONG OR LONGER

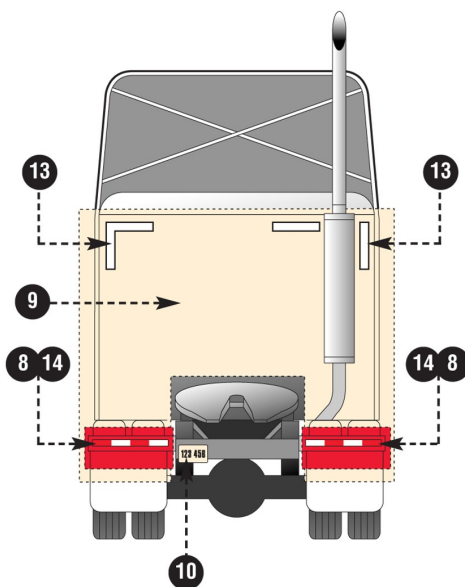
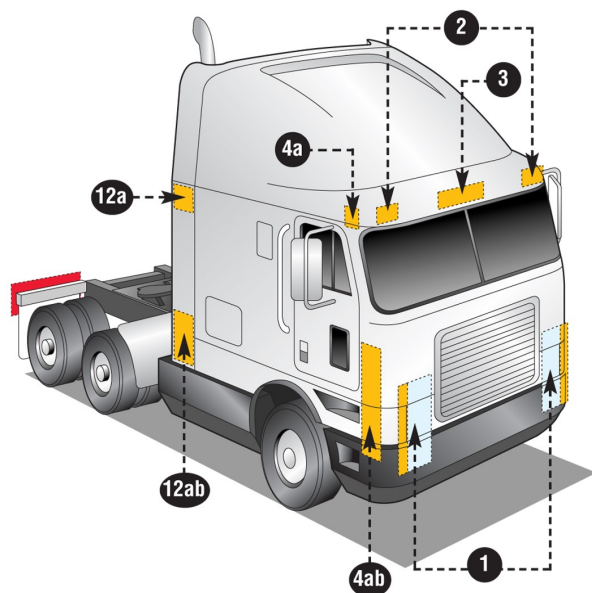
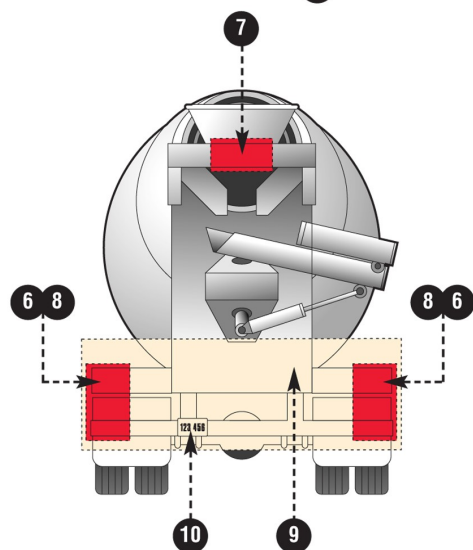
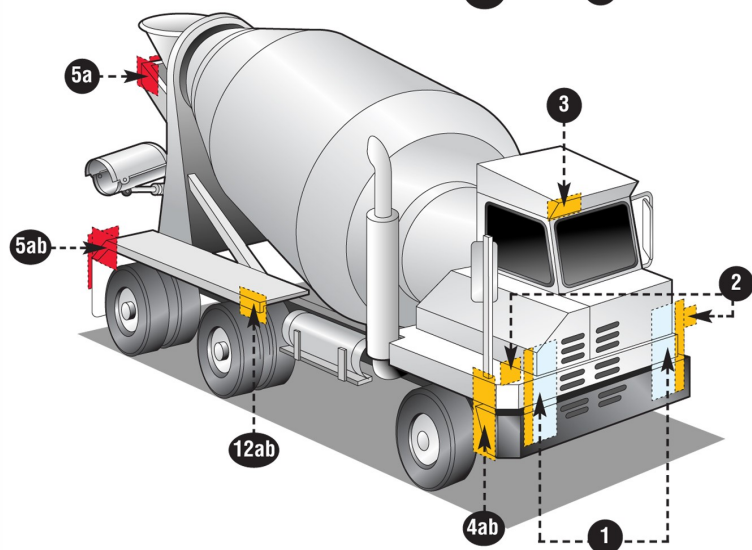
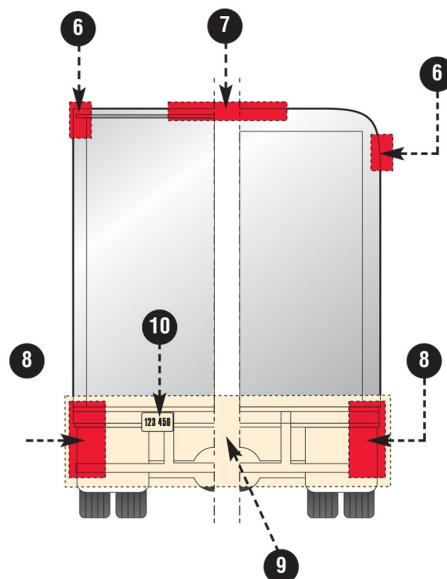
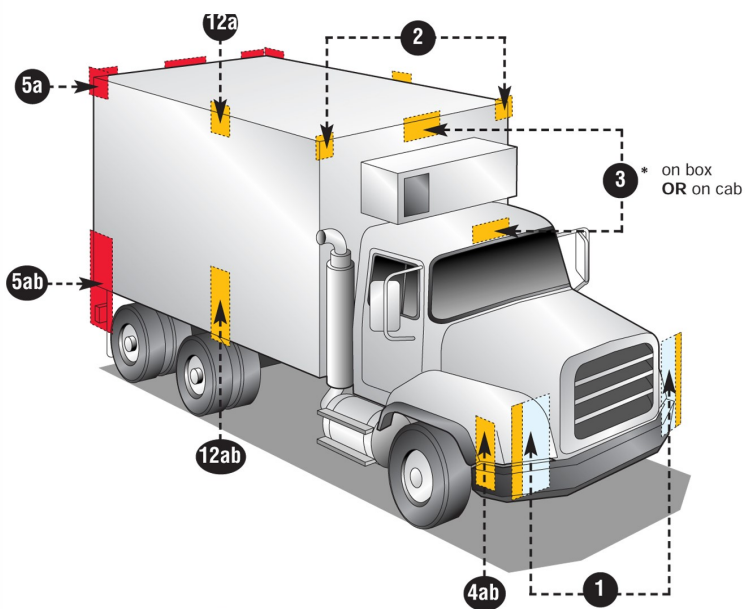
DESCRIPTION				MANDATORY REQUIREMENTS			
Area	Equipment	SAE Lens Coding	Functional Purpose	Quantity	Color	Location	Height mm(in.) from the ground
12	a Intermediate Side Marker Lamps	(P2 or P3)	Indicate presence of a long vehicle	Minimum 2	Yellow	Each side near center	380 (15) minimum
	b Intermediate Side Reflex Reflectors	(A)	Indicate presence of a long vehicle	Minimum 2	Yellow	Each side near center facing sideward	380-1530 (15-60)

## Truck Tractors

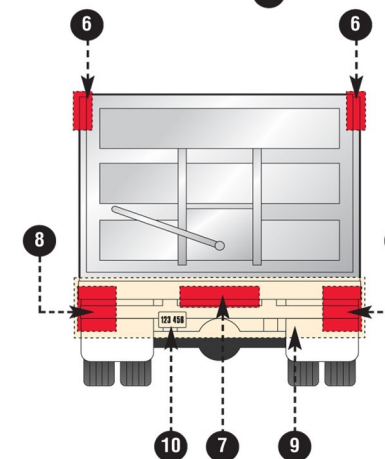
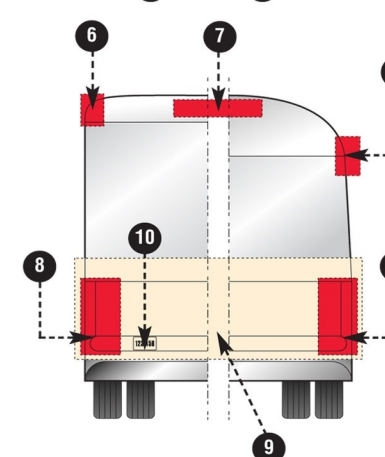
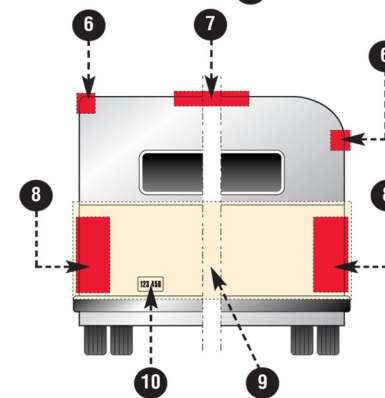
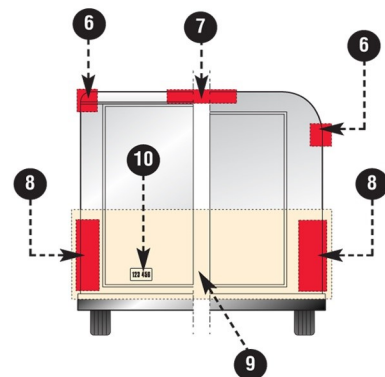
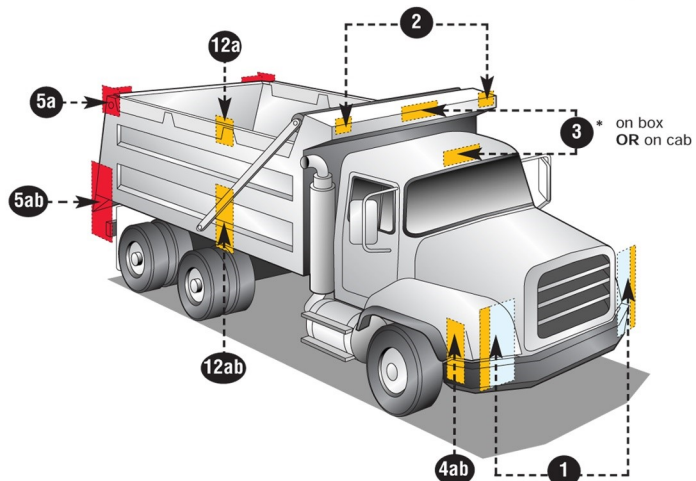
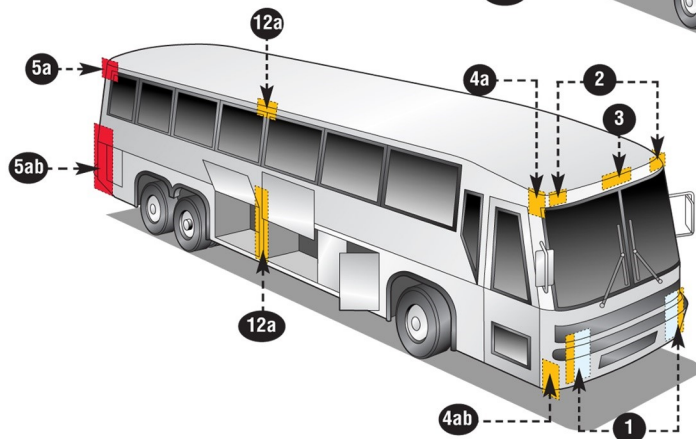
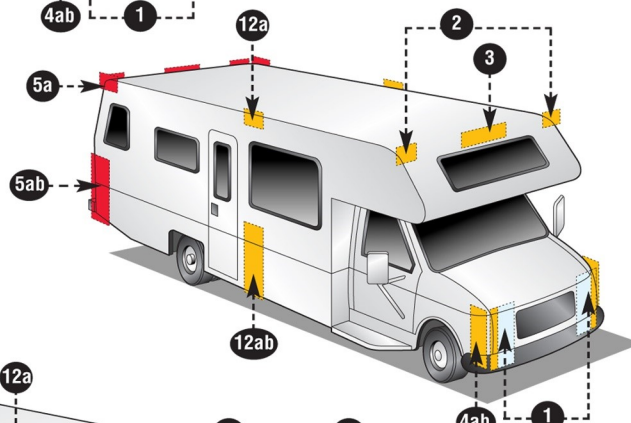
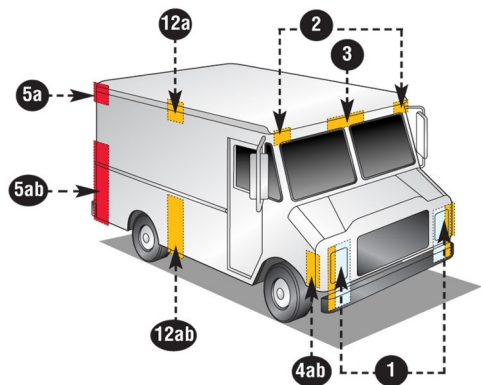
DESCRIPTION		MANDATORY REQUIREMENTS					
Area	Conspicuity Treatment	DOT Coding	Quantity	Color	Location	Height	Options
13	Rear Upper Body Markings	DOT-C DOT-C2 DOT-C3 DOT-C4	Exactly 2 pairs of 300mm long strips	White	Rear upper corners of cab facing rearward	As high as practicable excluding fairings	
14	Rear Marking		Exactly 2 sections of min. 600mm each	Red/White	Rear - facing rearward - on fenders, on mud flap brackets, or within 300mm below the top of mud flaps	As horizontal as practicable and not higher than 1525mm from the ground	If mud flaps not used - on the cab or frame mounted brackets

**NOTE:** The edge of red conspicuity tape shall not be closer than 75 mm to the edge of any amber lamp and the edge of white conspicuity tape shall not be closer than 75 mm to the edge of any lamp

# Federal Lighting Requirements for all Trucks, Buses, and MPVs



## Federal Lighting Requirements for all Trucks, Buses, and MPVs





## WARRANTY

### LIMITED PRODUCT WARRANTY

VISION LED EXTENDS A LIMITED WARRANTY TO THE ORIGINAL PURCHASER THAT VISION LED PRODUCTS ARE FREE FROM DEFECTS IN MATERIALS AND/OR WORKMANSHIP ONLY. VISION LED WILL REPLACE ANY WARRANTED PRODUCTS TO THE ORIGINAL CONSUMER/PURCHASER IF THE PRODUCT FAILS DUE TO DEFECTS IN MATERIALS AND/OR WORKMANSHIP WITHIN THE LIMITED WARRANTY PERIOD. EACH LIMITED WARRANTY AS APPLICABLE IS NOT TRANSFERABLE AND APPLIES TO THE ORIGINAL INSTALLATION OF THE VISION LED PRODUCT. THIS OFFER DOES NOT CONSTITUTE IN ANY WAY A PRODUCT GUARANTEE, AND VISION LED DOES NOT HEREBY ASSUME ANY OBLIGATION OF ANY KIND WHATSOEVER BEYOND SENDING A FREE REPLACEMENT PRODUCT. THIS WARRANTY IS VOID IF THE PRODUCT WARRANTED HAS BEEN DAMAGED BY ACCIDENT, UNREASONABLE USE, NEGLIGENCE, IMPROPER SERVICE OR OTHER CAUSE NOT ARISING OUT OF DEFECTS IN MATERIAL AND/OR WORKMANSHIP. ALL VISION LED PRODUCTS ARE COVERED BY A ONE (1) YEAR LIMITED WARRANTY FROM THE DATE OF ORIGINAL PURCHASE.

### LED (LIGHT EMITTING DIODE) LIMITED WARRANTY

VISION LED EXTENDS A LIMITED WARRANTY TO THE ORIGINAL PURCHASER THAT VISION LED PRODUCTS ARE FREE FROM DEFECTS IN MATERIALS AND/OR WORKMANSHIP ONLY. VISION LED WILL REPLACE ANY LED LAMP TO THE ORIGINAL CONSUMER/PURCHASER, IF THE LAMP FAILS DUE TO WORKMANSHIP OR MATERIALS. THE LED LAMP LIMITED WARRANTY DOES NOT APPLY TO SERVICE APPLICATIONS SUCH AS BUSES, CONSTRUCTION EQUIPMENT, AND OFF ROAD VEHICLES. THESE APPLICATIONS ARE EXAMPLES ONLY AND ARE NOT ALL INCLUSIVE OF EACH EXCLUDED APPLICATIONS. THIS LED LIMITED WARRANTY IS VOID IF THE PRODUCT WARRANTED HAS BEEN DAMAGED BY ACCIDENT, UNREASONABLE USE, NEGLIGENCE, IMPROPER SERVICE OR OTHER CAUSE NOT ARISING OUT OF DEFECTS IN MATERIAL AND/OR WORKMANSHIP. THIS LED LIMITED WARRANTY IS NOT TRANSFERABLE AND APPLIES TO THE ORIGINAL INSTALLATION OF THE VISION LED LAMP FOR AS LONG AS THE ORIGINAL CONSUMER/PURCHASER OWNS THE VEHICLE UP TO 50,000 HOURS OF SERVICE USE. STANDARD INTERNAL MULTI-PIN CONNECTOR INTEGRAL TO THE LAMP IS COVERED BY TWO (2) YEAR LIMITED WARRANTY.

### PRODUCT REPLACEMENT INSTRUCTIONS

PLEASE CONTACT THE VISION LED REGIONAL SALES REPRESENTATIVE OR CALL CUSTOMER SERVICE AT (909) 287-0322. UPON ISSUANCE OF A RETURNED GOOD AUTHORIZATION (RGA) NUMBER, THE RETURN PRODUCT MUST BE SHIPPED FREIGHT PREPAID WITH THE RGA NUMBER CLEARLY MARKED ON THE OUTSIDE OF THE CARTON.

## TERMS & CONDITIONS

### INITIAL ORDER

INITIAL ORDER MUST BE A MINIMUM OF \$750.00. INITIAL ORDER WILL BE SHIPPED CASH IN ADVANCE OR C.O.D. CASHIER'S CHECK ONLY.

### TERMS

CUSTOMERS WITH "OPEN ACCOUNT" TERMS ARE NET 30 DAYS, FROM THE INVOICE DATE. A SERVICE CHARGE OF 1% PER MONTH SHALL BE IMPOSED ON INVOICES NOT PAID WITHIN 30 DAY TERM. ORDERS WILL BE HELD AT THE DISCRETION OF VISION LED ON ALL PAST DUE ACCOUNTS.

### PRICE

PRICES, MATERIALS, AND SPECIFICATIONS ARE SUBJECT TO CHANGE WITHOUT NOTICE.

### CLAIMS

ANY SHORTAGES ON SHIPMENTS MUST BE REPORTED IN WRITING (FAXED IN ) WITHIN 3 DAYS OTHERWISE SHORTAGES WILL BE VOID.

### RETURNS

RETURNED ITEMS MUST BE RETURNED WITH THE RGA NUMBER VISIBLE ON CARTON. FAILURE TO DO SO WILL RESULT IN REFUSAL OF GOODS. RETURNED ITEMS ARE SUBJECT TO A 20% HANDLING CHARGE AND/OR REPACKAGING FEE. ALL RETURNS MUST BE FREIGHT PREPAID WITHOUT EXCEPTIONS.



## Credit Application for a Business Account

### BUSINESS CONTACT INFORMATION

Title:

Company name:

Phone:

Fax:

E-mail:

Registered company address:

City:

State:

ZIP Code:

Date business commenced:

Sole proprietorship:

Partnership:

Corporation:

Other:

### BUSINESS AND CREDIT INFORMATION

Primary business address:

City:

State:

ZIP Code:

How long at current address?

Telephone:

Fax:

E-mail:

Bank name:

Bank address:

Phone:

City:

State:

ZIP Code:

Type of account

Account number

Savings

Checking

Other

### BUSINESS/TRADE REFERENCES

Company name:

Address:

City:

State:

ZIP Code:

Phone:

Fax:

E-mail:

Type of account:

Company name:

Address:

City:

State:

ZIP Code:

Phone:

Fax:

E-mail:

Type of account:

Company name:

Address:

City:

State:

ZIP Code:

Phone:

Fax:

E-mail:

Type of account:

### AGREEMENT

All invoices are to be paid 30 days from the date of the invoice.

Claims arising from invoices must be made within seven working days.

By submitting this application, you authorize Precision Trailer Components to make inquiries into the banking and business/trade references that you have supplied.

### SIGNATURES

Title:

Title:

Date:

Date:



15942 Los Serranos C.C. Dr. Suite D-129  
Chino Hills, CA 91709







15942 LOS SERRANOS C.C. DR. SUITE D-129

CHINO HILLS, CA 91709

P: 909-287-0322

F: 909-548-2198

E: [INFO@VISIONLED-LIGHTS.COM](mailto:INFO@VISIONLED-LIGHTS.COM)

[WWW.VISIONLED-LIGHTS.COM](http://WWW.VISIONLED-LIGHTS.COM)

#VISIONLEDLIGHTS

